$4.00
(Suggested)

INSTRUCTION MANUAL

MODEL
1085

DIGITAL
ALTERNATOR
VOLTAGE REGULATOR
TESTER

2112-1085
Revised to Include Supplement #1

OPERATING STEPS

1. The model 1085 regulator tester is operated on 110 volt, 60 hz.

2. Find the appropriate diagram for the regulator to be tested in the index of this manual. Your regulator number or the original equipment manufacturer's number are the key references. This tester will test 12V, 24V, 30V, and 32V alternator voltage regulators.

3. In each diagram there is a picture or a plug drawing of the regulator to be tested. The diagram also shows original equipment manufacture part numbers. In the center section of each diagram there is a paragraph telling which way the switchs on the tester are to be set and where to connect the universal leads to the regulator being tested.

4. On some regulators it will be necessary to use the optional extension leads supplied with the tester, where the clips on the universal lead will not attach properly.

5. On some regulators, only one red clip from the universal lead will be used. To prevent damage to the regulator, take caution that the other red clip does not make contact with the regulator being tested.

6. Test procedure.

   A. Hook up tester and voltage regulator per instruction in manual.
   NOTE: If voltage regulator contains a vehicle charging light function, the green light must be on. If not, voltage regulator is defective.

   B. Depress test switch to upper position. Green light must be on.

   C. If green light remains on, observe reading for 20 to 30 seconds of operation.

   D. If testing vibrating contact type units, continue to steps E & F.

   E. If reading is within tester limits, depress test switch to lower position. Green light must be on.

   F. If green light remains on observe reading. It should be within 1 volt of reading observed in step C.

7. If reading observed in step C is .3 outside of tester limit, the voltage regulator should be examined under actual operating conditions before final determination of failure.

NOTE: It should be noted that not all manufacturer's of alternator regulators comply to the same design standards. Because of this, it is possible that some regulators will show different characteristics when tested.

©1982 ACE ELECTRIC COMPANY ALL RIGHTS RESERVED LITHO U.S.A.

INDEX TO DIAGRAMS

YOUR NUMBER	OEM NO.		DIAGRAM
	CHRYSLER		
	1889960	2095700	CH 1
	2098300	CH 524	
	2444980	CH 531	CH 2
	3438150	3755960	
	3755850	3874520	CH 3
	DELCO		
	1119506	1119512	DE 1
	1119515	1119507	
	1100698	1100742	
	1100787	1100790	
	1119511		DE 2
	1116387	1116392	DE 3
	1116390		DE 4
	1116389		DE 5
	1116388		DE 6
	9000590		DE 7
	9000591		DE 8
	9000592		DE 9
	9000593		DE 10
	800784	1892817	DE 11
	1892812	1968949	DE 12
	1969110	1892824	DE 13
	FORD		
	MECHANICAL		FO 1
	COMB. SOLID STATE & MECHANICAL		FO 2
	C8SZ	10316 A	FO 3
	C6AZ	10316 A	FO 4
	D3TZ	10316 B	

YOUR NUMBER	OEM NO.	DIAGRAM
	HITACHI	
	TL1 Z-58 (Datsun)	JA HIT 1
	TL1 Z-53 TL1 Z-60 (Datsun)	JA HIT 2
	TL1 Z-82 TL1 Z-82 B (Datsun)	JA HIT 3
	TL1 Z-85 B TL1 Z-85 D (Datsun)	JA HIT 4
	TL1 Z-79 TL1 Z-79 B (Datsun)	JA HIT 5
	TL1 Z-54 TL1 Z-74 TL1 Z-65 TL1 Z-27 (Subaru)	JA HIT 6
	TL1 Z-90 (Subaru)	JA HIT 7
	TL1 Z-87 (Luv)	JA HIT 8
	TL1 Z-66 TL1 Z-46 TL1 Z-48 (Luv)	JA HIT 9
	TL1 Z-37 TL1 Z-41 TL1 Z-61 TL1 Z-57 (Datsun)	JA HIT 10
	2315-B9800 (Datsun)	JA HIT 11
	TL1 Z-94 42989-1900 (Subaru)	JA HIT 12
	94208462 (Opel)	JA HIT 13

INDEX TO DIAGRAMS (Continued)

YOUR NUMBER	OEM NO.	DIAGRAM
LEECE NEVILLE		
	79000	LN 1
LUCAS		
	37423 37551	LU 1
	37541 37565 37558 37561 37534 37555 37566 37595	LU 2
MITSUBISHI		
	RLB2220-AS (Ford, Mazda)	JA MIT 1
	RQB2220-D1	JA MIT 2
MOTOROLA		
	R2CC1 TVR 12CC1 TVR 12AM18 5-7, 5-10, 5-30	MO 1
	TVR 12W14 5-44	MO 2
	R2AM 1, 2, 5-24	MO 3
	R2 AM 4 5-6, 7	MO 4
	8RH 2003 8RB 2005 5-76 5-118	MO 5
	R2-1 5-28	MO 6

YOUR NUMBER	OEM NO.	DIAGRAM
MOTOROLA (VW)		
	5-762 8RC-2007	MO 7 VW
	5-763 9RC-2006	MO 8 VW
	8RH-2001	MO 9 VW
NIPPONDENSO		
	026000-1410 026000-0811 (Toyota)	JA ND 1
	026000-2340 2580, 2900, 2411 (Honda)	JA ND 2
	026000-2540, 2432, 2680, 2720 3190, 3330 (Toyota)	JA ND 3
	026000-1741, 1742, 1103, 1202, 1321 1341 (Toyota)	JA ND 4
	100211-0030, 0040 0240 (Toyota)	JA ND 5
	100211-0101, 0151, 0121, 0211 (Toyota)	JA ND 6
PRESTOLITE		
	VBV 6201 A,B,C VBV 6221 C 8 125 8 188 8 223 8 422	PT 1
	VSH 6401 B 8 384	PT 2

INDEX TO DIAGRAMS (Continued)

YOUR NUMBER	OEM NO.	DIAGRAM
	PRESTOLITE (Continued)	
	VSH 6201 8 339	PT 3
	VSH 5204BY 8 350	PT 4
	VSH 6201 N 8 352	PT 5
	VSH 6201 A 8 328 A	PT 6
	VSH 6201 AB 8 379	PT 7
	VSH 6201 W 8 368	PT 8
	VSH 6201 D 8 343	PT 9
	VSH 5204 CY 8 370	PT 10
	PARIS RHONE	
	96-731Y 95-394N	PR 1
	YL-127 92-9134	PR 2
	ROBERT BOSCH	
	0-190-601-006 (Volkswagen) 0-190-600-009 0-190-600-016 0-190-600-010 (Volkswagen)	BO 1
	0-192-052-004 0-192-052-005	BO 2

YOUR NUMBER	OEM NO.	DIAGRAM
	MARCHAL	
	72610002 72710602	SEV 1
	72610102	SEV 2
	72360102	SEV 3
	72563702 72367002 72367102 72367802	SEV 4
	72317102	SEV 5

CHRYSLER

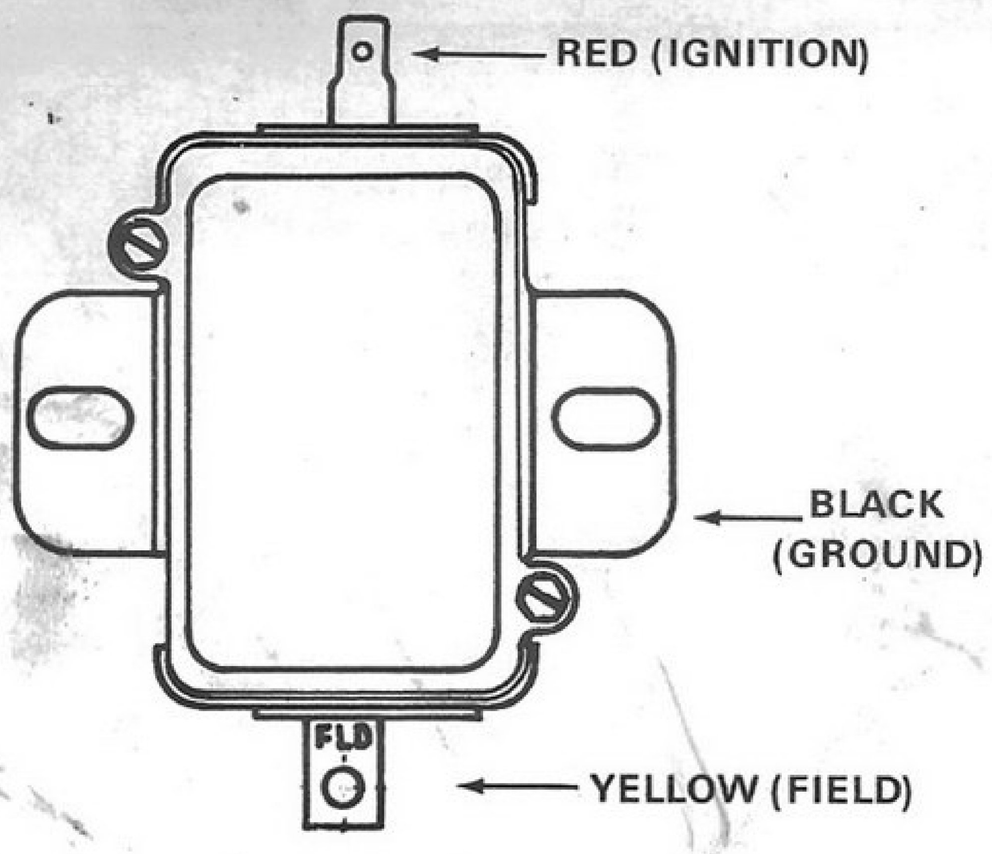

CH 1

DOES NOT CONTAIN CHARGING LIGHT FUNCTION

PROGRAM SWITCHES
(12) VOLT
(B) TYPE
POWER (ON)
CONNECT LEADS AS SHOWN
(PRESS) TEST SWITCH
GREEN LIGHT (ON)
VOLTAGE SPECIFICATION

13.9 — 14.8

Replaces:
1889960 CH-524 VBT-6201-A
2095700 P8-105 VBT-6201-D
2098300 P8-724

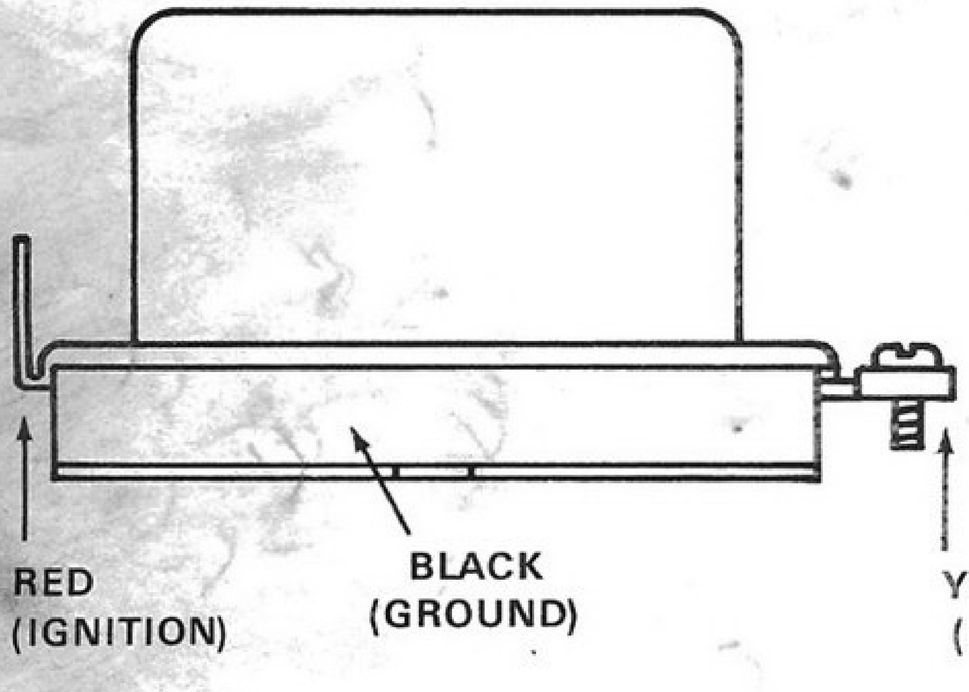

CH 2

DOES NOT CONTAIN CHARGING LIGHT FUNCTION

PROGRAM SWITCHES
(12) VOLT
(B) TYPE
POWER (ON)
CONNECT LEADS AS SHOWN
(PRESS) TEST SWITCH
GREEN LIGHT (ON)
VOLTAGE SPECIFICATION

13.9 — 14.8

Replaces:
2444980 CH-531
8-355

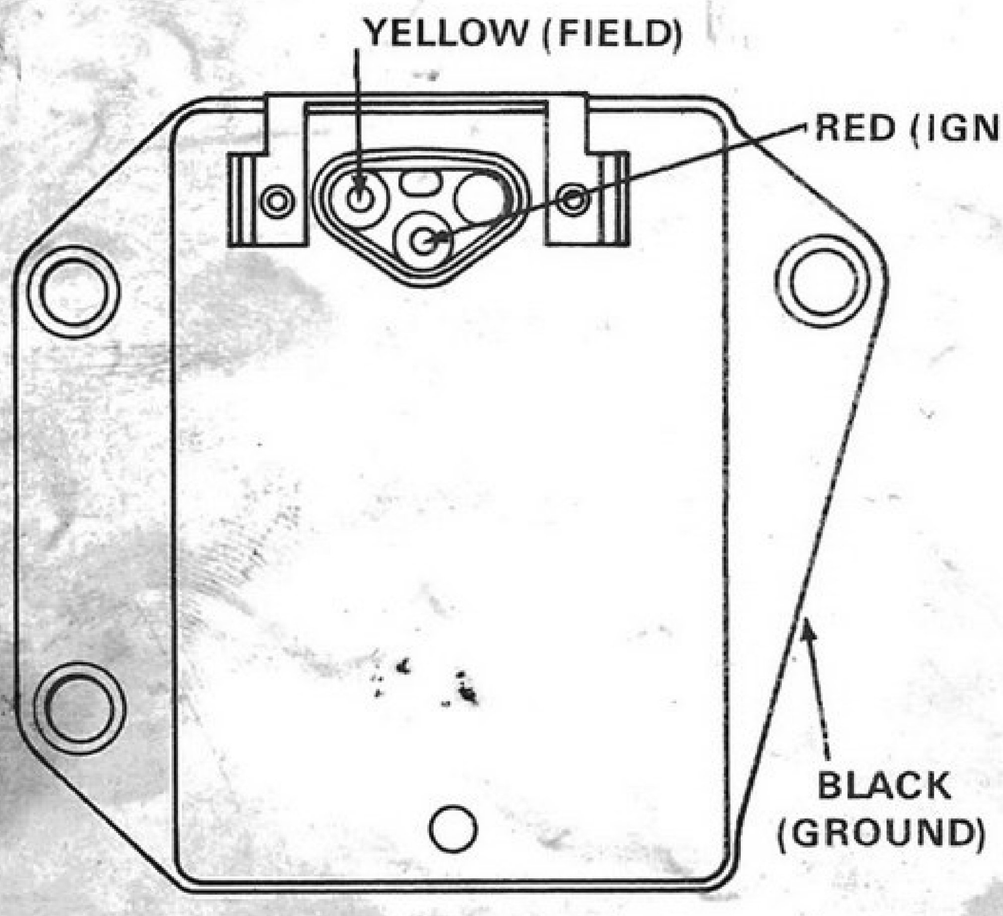

CH 3

DOES NOT CONTAIN CHARGING LIGHT FUNCTION

PROGRAM SWITCHES
(12) VOLT
(A) TYPE
POWER (ON)
CONNECT LEADS AS SHOWN
(PRESS) TEST SWITCH
GREEN LIGHT (ON)
VOLTAGE SPECIFICATION

13.5 — 15.2

Replaces:
3438150
3755850
3755960
3874520

DELCO REMY

DE 1

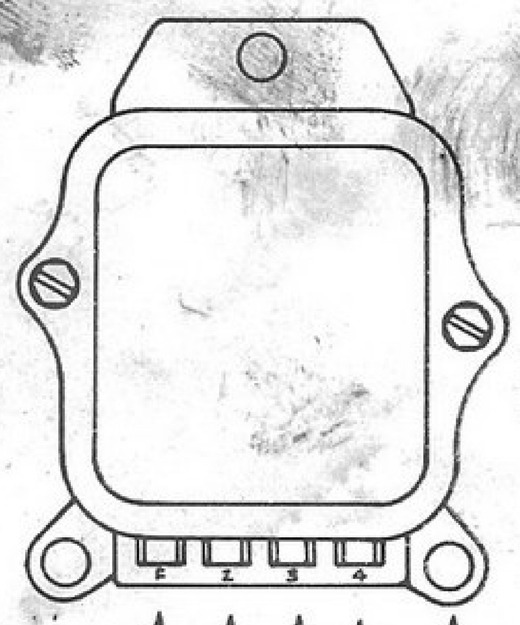

CONTAINS CHARGING LIGHT FUNCTION

PROGRAM SWITCHES	Replaces:
(12) VOLT	1119506, 1119512, 1119515, D-635
(B) TYPE	1119507
POWER (ON)	D-632
CONNECT LEADS AS SHOWN	1100698
(PRESS) TEST SWITCH	1100742
GREEN LIGHT (ON)	1100787
VOLTAGE SPECIFICATION	1100790
13.7 — 15.0	1119519
	D-663

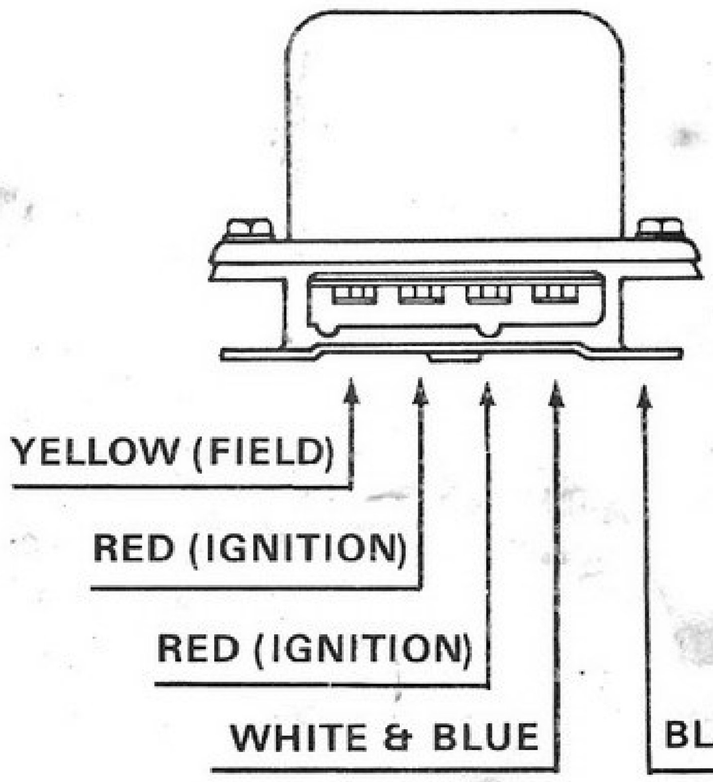

DE 2

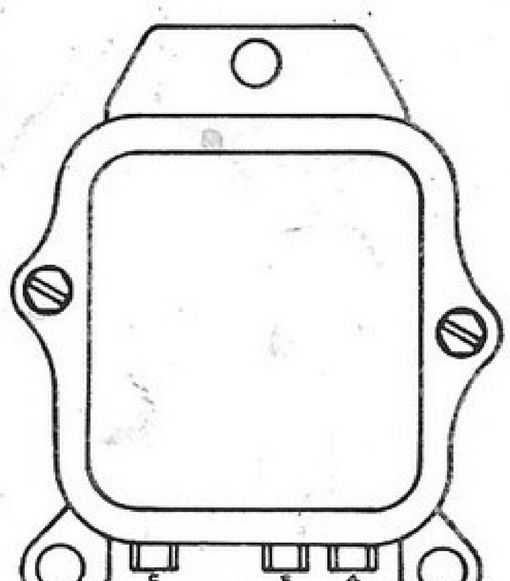

DOES NOT CONTAIN CHARGING LIGHT FUNCTION

PROGRAM SWITCHES	Replaces:
(12) VOLT	1119511
(B) TYPE	D-633
POWER (ON)	
CONNECT LEADS AS SHOWN	
(PRESS) TEST SWITCH	
GREEN LIGHT (ON)	
VOLTAGE SPECIFICATION	
13.7 — 15.0	

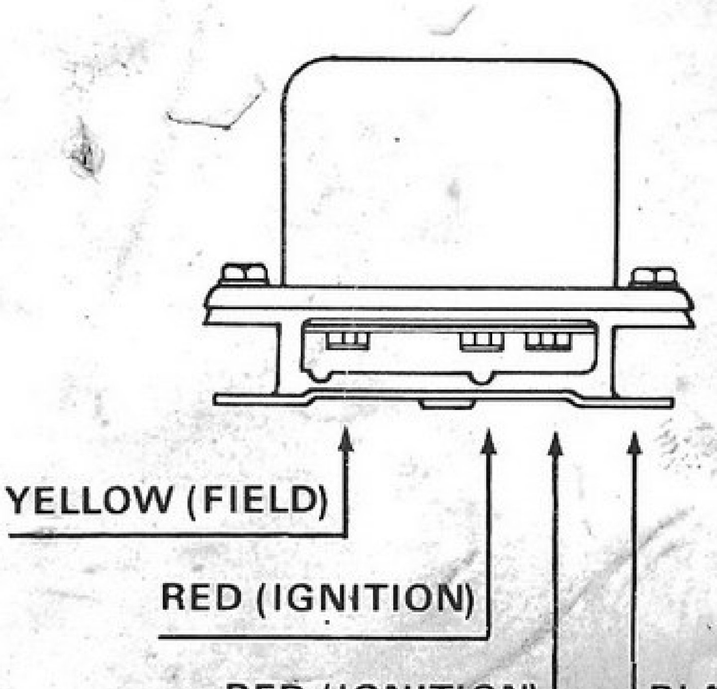

DELCO REMY

DE 3

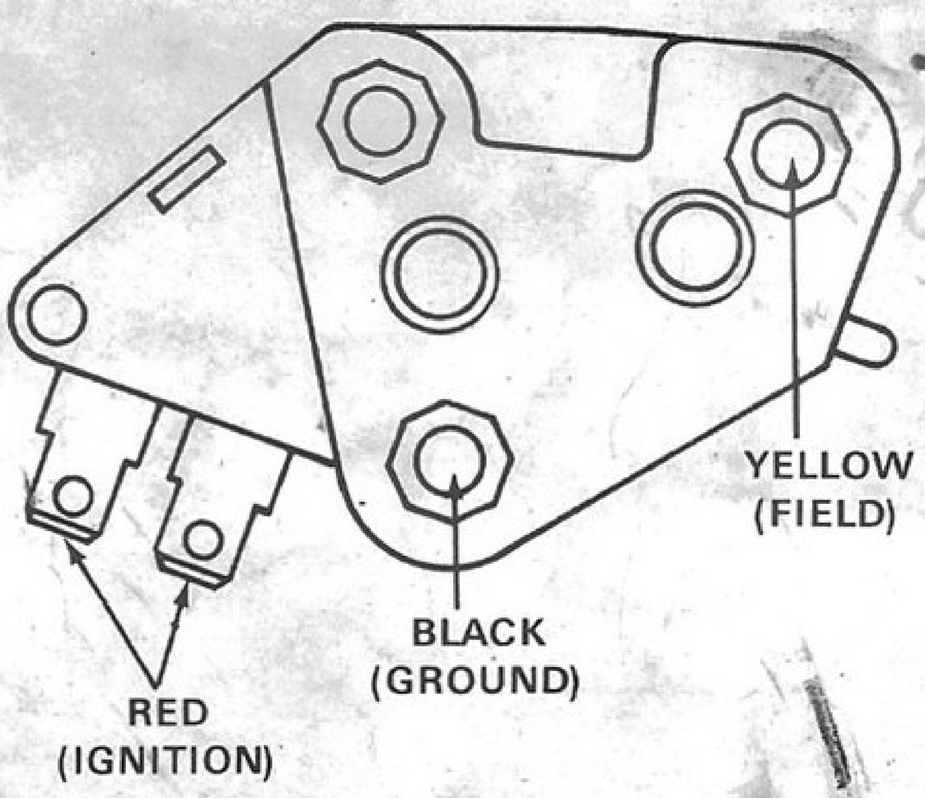

DOES NOT CONTAIN CHARGING LIGHT FUNCTION

PROGRAM SWITCHES
(12) VOLT
(A) TYPE
POWER (ON)
CONNECT LEADS AS SHOWN
(PRESS) TEST SWITCH
GREEN LIGHT (ON)
VOLTAGE SPECIFICATION

13.5 — 15.2

Replaces:
D-668 1116387
1116392

Used in Delco Remy 10-SI and 27-SI Type 100 Alternators for popular passenger cars and many other applications.

DE 4

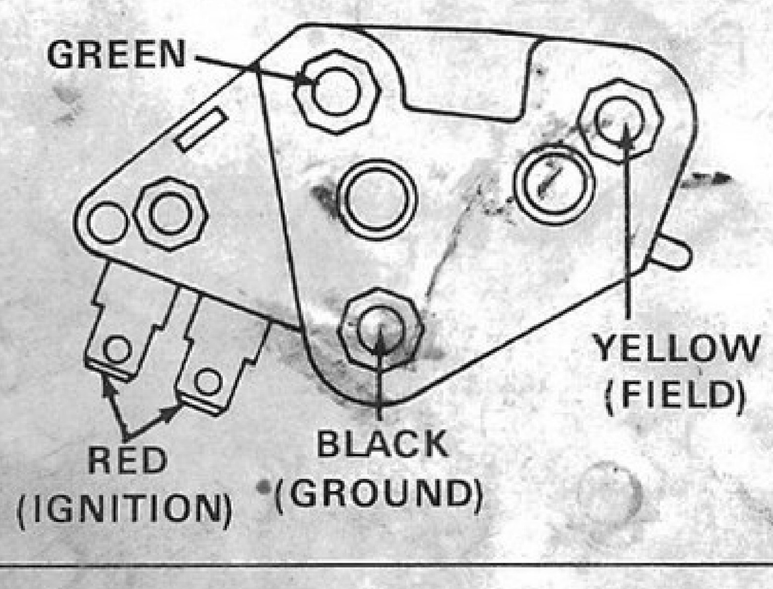

DOES NOT CONTAIN CHARGING LIGHT FUNCTION

PROGRAM SWITCHES
(12) VOLT
(A) TYPE
POWER (ON)
CONNECT LEADS AS SHOWN
(PRESS) TEST SWITCH
GREEN LIGHT (ON)
VOLTAGE SPECIFICATION

13.5 — 15.2

Replaces:
1116390

Used in Alternator No. 1102496 for many inboard and in/outboard Marine applications.

DE 5

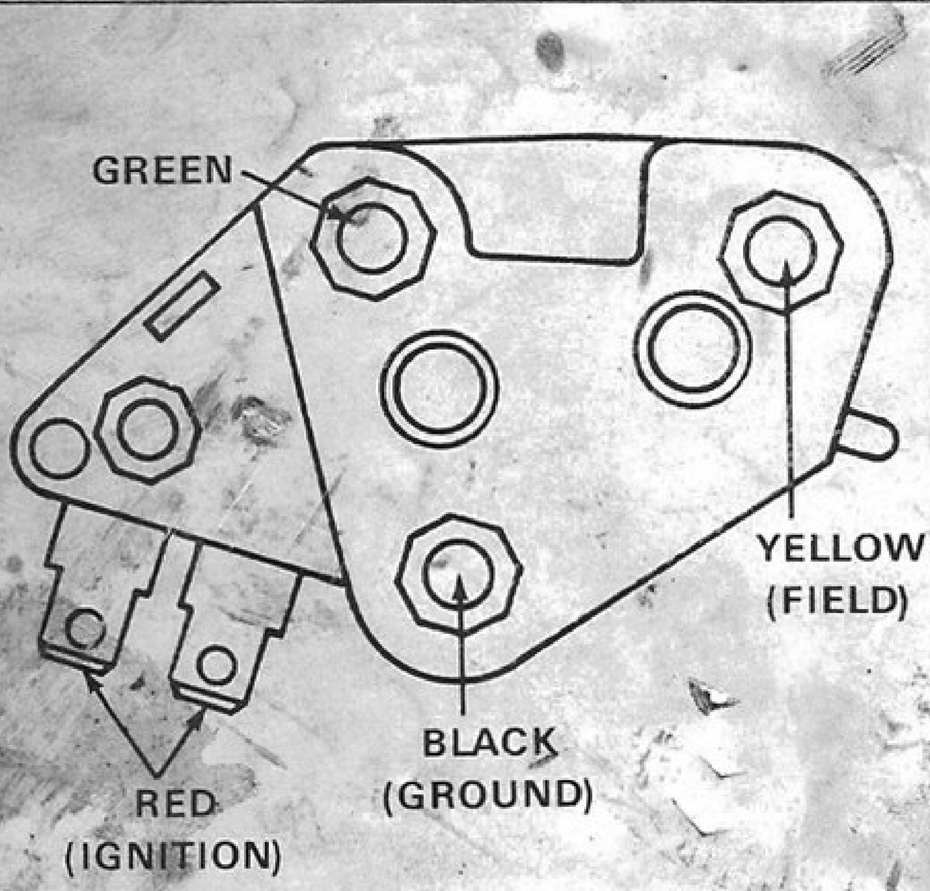

DOES NOT CONTAIN CHARGING LIGHT FUNCTION

PROGRAM SWITCHES
(12) VOLT
(A) TYPE
POWER (ON)
CONNECT LEADS AS SHOWN
(PRESS) TEST SWITCH
GREEN LIGHT (ON)
VOLTAGE SPECIFICATION

13.5 — 15.2

Replaces:
1116389

For 27-SI Type 200, 30-SI and 40-SI Alternators
TRUCK, FARM AND INDUSTRIAL

DE 6

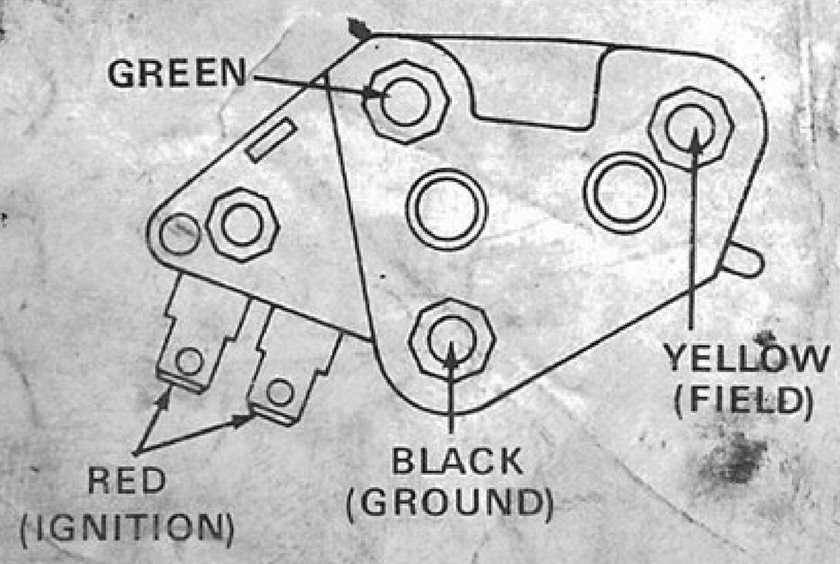

DOES NOT CONTAIN CHARGING LIGHT FUNCTION

PROGRAM SWITCHES
(24) VOLT
(A) TYPE
POWER (ON)
CONNECT LEADS AS SHOWN
(PRESS) TEST SWITCH
GREEN LIGHT (ON)
VOLTAGE SPECIFICATION

26.0 — 28.0

Replaces:
1116388

For 27-SI and 30-SI Alternators.
TRUCK, FARM AND INDUSTRIAL

DE 7

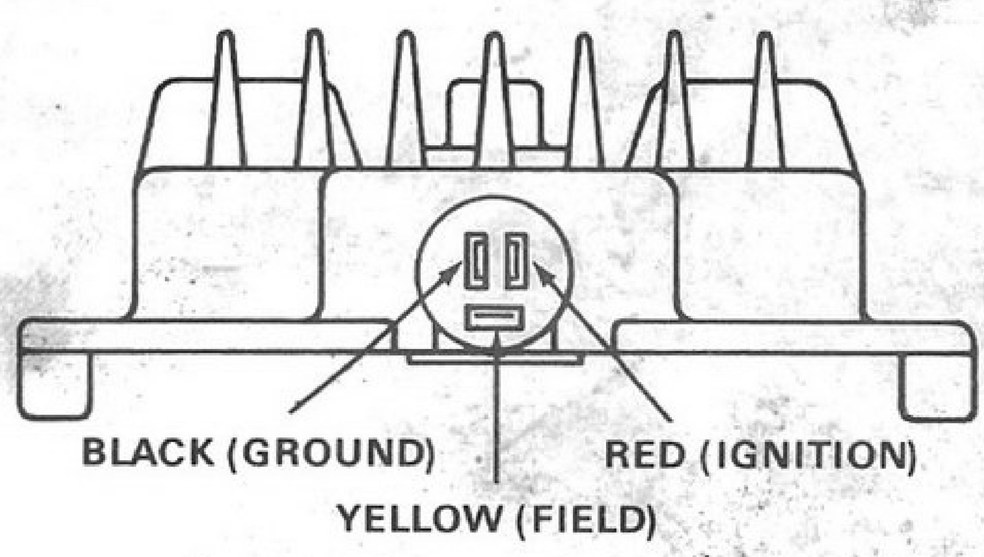

DOES NOT CONTAIN CHARGING LIGHT FUNCTION

PROGRAM SWITCHES
(12) VOLT
(B) TYPE
POWER (ON)
CONNECT LEADS AS SHOWN
(PRESS) TEST SWITCH
GREEN LIGHT (ON)
VOLTAGE SPECIFICATION

13.5 — 15.2

Replaces:
9000590
Used with 20 DN Alternators

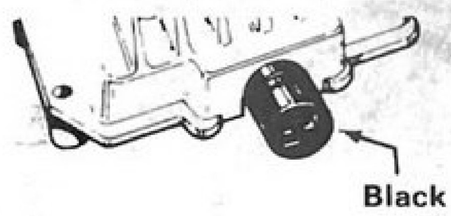

DE 8

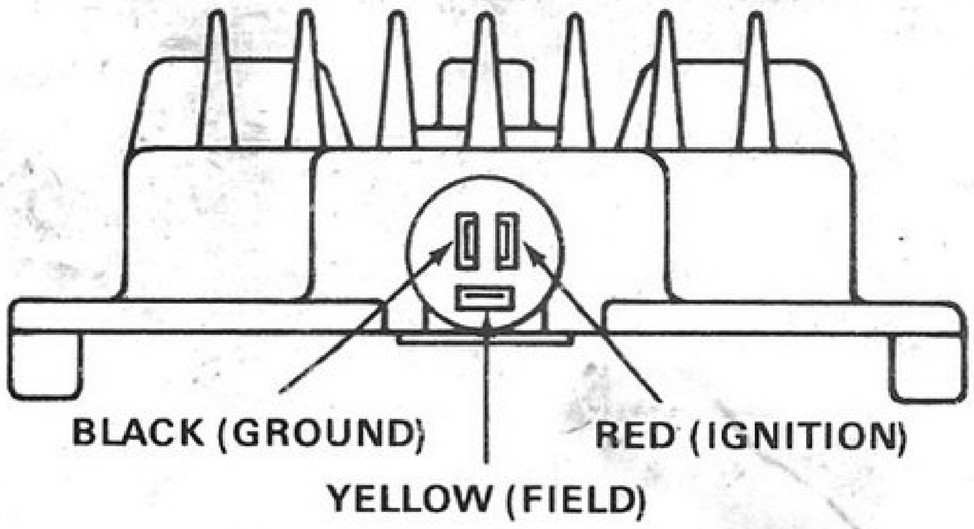

DOES NOT CONTAIN CHARGING LIGHT FUNCTION

PROGRAM SWITCHES
(24) VOLT
(B) TYPE
POWER (ON)
CONNECT LEADS AS SHOWN
(PRESS) TEST SWITCH
GREEN LIGHT (ON)
VOLTAGE SPECIFICATION

28.6 — 29.2

Replaces:
9000591
Used with 20 DN Alternators



VOLTAGE ADJUSTMENT SCREW SET TO -0-

DE 9

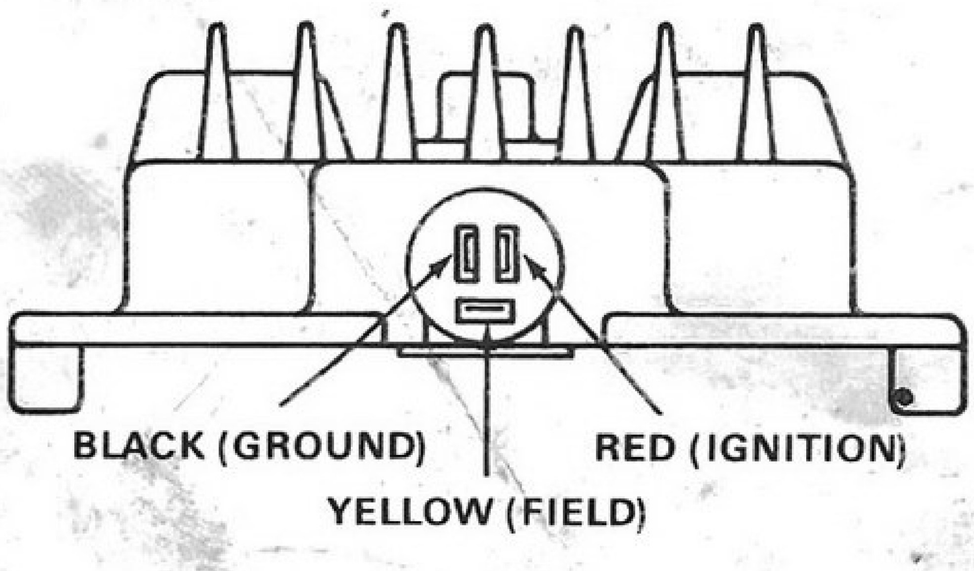

DOES NOT CONTAIN CHARGING LIGHT FUNCTION

PROGRAM SWITCHES
(30) VOLT
(B) TYPE
POWER (ON)
CONNECT LEADS AS SHOWN
(PRESS) TEST SWITCH
GREEN LIGHT (ON)
VOLTAGE SPECIFICATION

34.0 — 36.0

Replaces:
9000592
INDUSTRIAL AND MARINE



VOLTAGE ADJUSTMENT SCREW SET TO -0-

DE 10

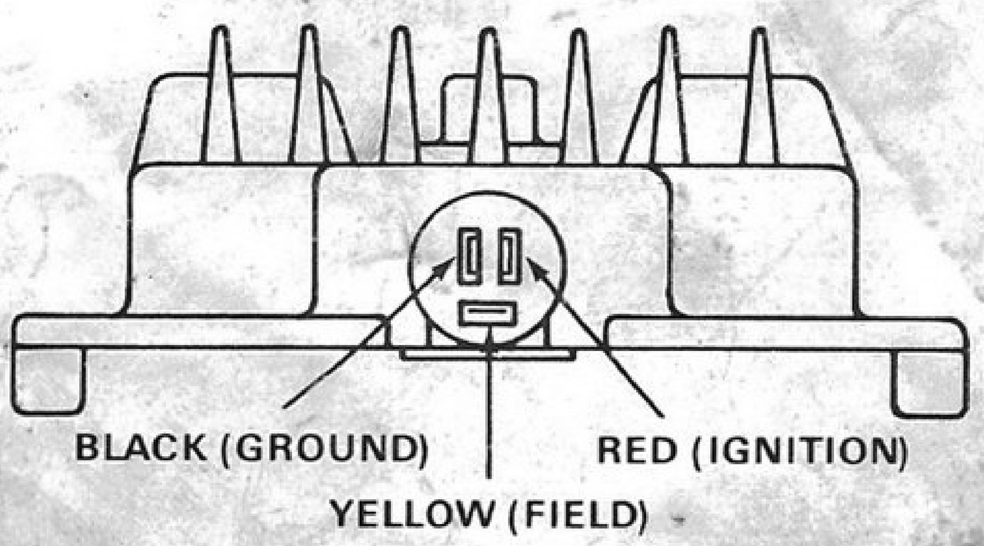

DOES NOT CONTAIN CHARGING LIGHT FUNCTION

PROGRAM SWITCHES
(32) VOLT
(B) TYPE
POWER (ON)
CONNECT LEADS AS SHOWN
(PRESS) TEST SWITCH
GREEN LIGHT (ON)
VOLTAGE SPECIFICATION

36.3 — 38.7

Replaces:
9000593
INDUSTRIAL AND MARINE



VOLTAGE ADJUSTMENT SCREW SET TO -0-

DELCO REMY

DOES NOT CONTAIN CHARGING LIGHT FUNCTION **DE 11**

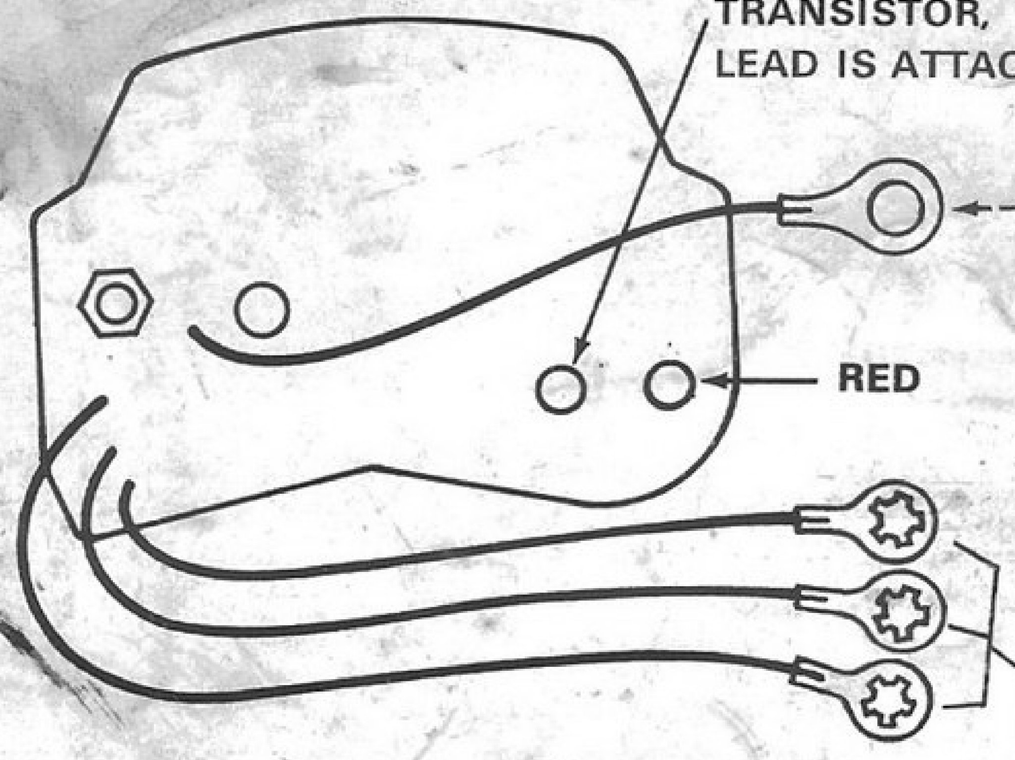

Replaces:
800784 1892817
For 25-SI Alternators (Heavy duty brushless type).

PROGRAM SWITCHES
(12) VOLT
(A) TYPE
POWER (ON)
CONNECT LEADS AS SHOWN
(PRESS) TEST SWITCH
GREEN LIGHT (ON)
VOLTAGE SPECIFICATION

13.5 — 15.2

DOES NOT CONTAIN CHARGING LIGHT FUNCTION **DE 12**

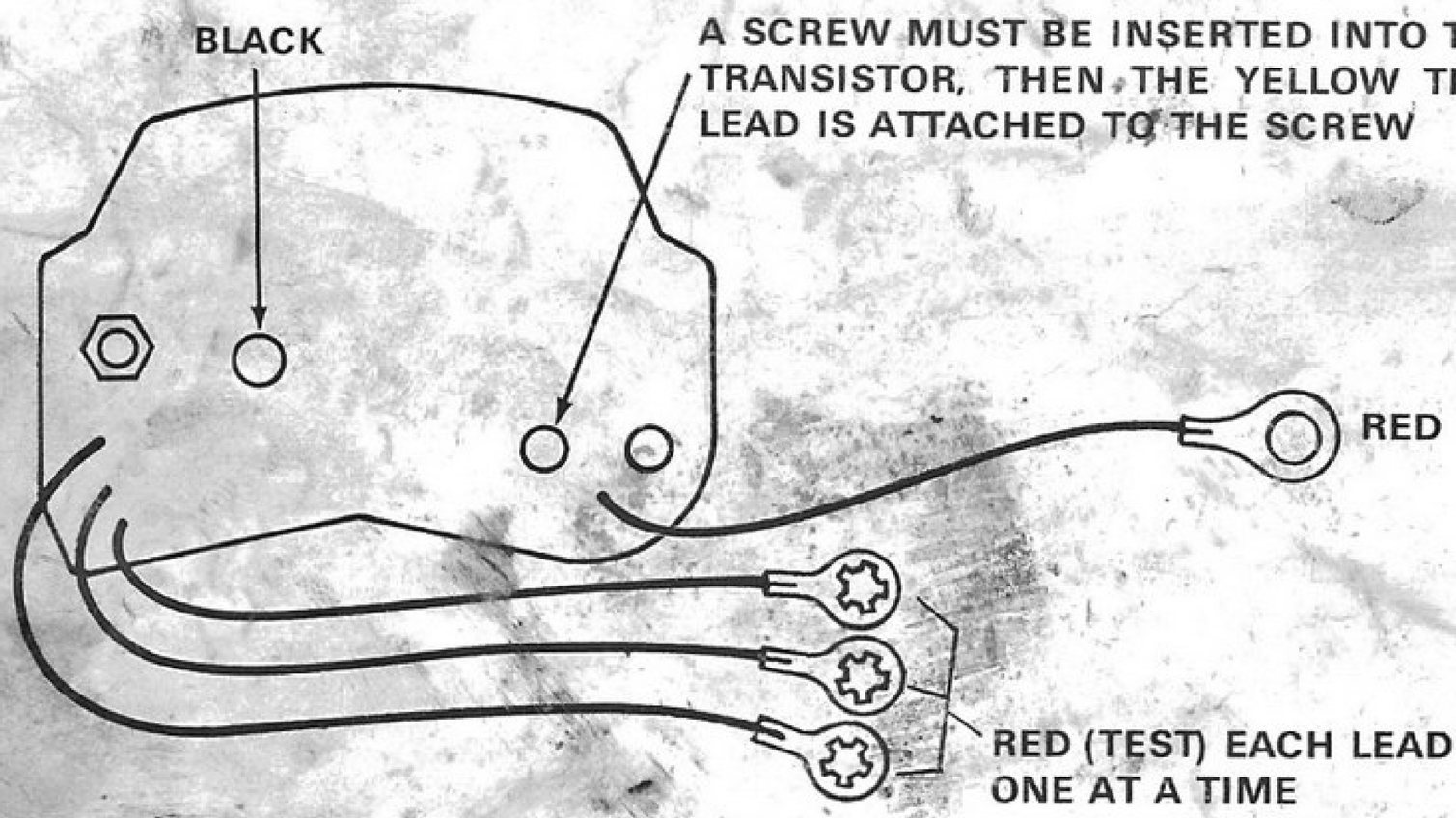

Replaces:
1892812 1968949
For 25-SI Alternators (Heavy duty brushless)

PROGRAM SWITCHES
(12) VOLT
(A) TYPE
POWER (ON)
CONNECT LEADS AS SHOWN
(PRESS) TEST SWITCH
GREEN LIGHT (ON)
VOLTAGE SPECIFICATION

13.5 — 15.2

DOES NOT CONTAIN CHARGING LIGHT FUNCTION **DE 13**

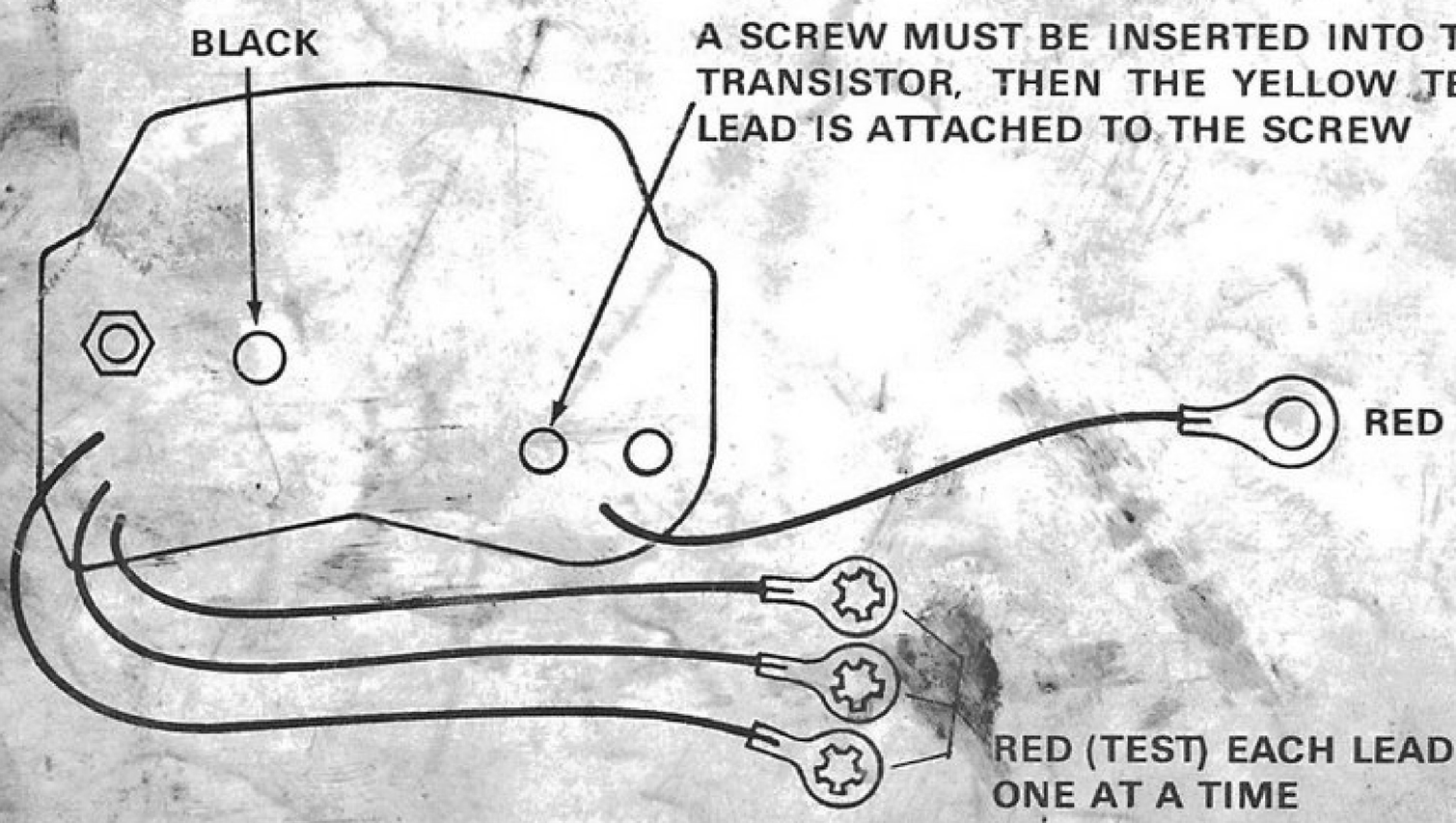

Replaces:
1969110 1892824
For 25-SI Alternators (Heavy duty brushless)

PROGRAM SWITHCES
(24) VOLT
(A) TYPE
POWER (ON)
CONNECT LEADS AS SHOWN
(PRESS) TEST SWITCH
GREEN LIGHT (ON).
VOLTAGE SPECIFICATION

28.8 — 31.2

VOLTAGE ADJUSTMENT SCREW SET TO -MAXIMUM-

FORD

FO 1

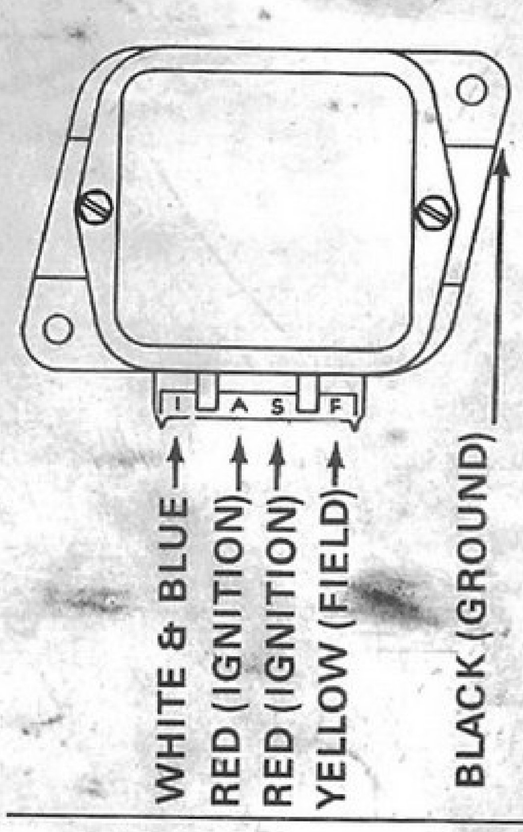

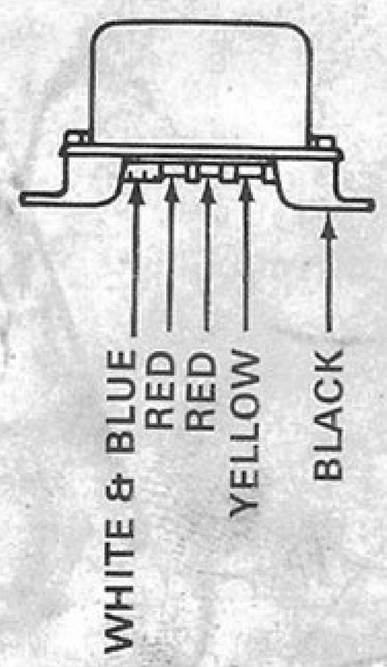

CONTAINS CHARGING LIGHT FUNCTION

PROGRAM SWITCHES
(12) VOLT
(B) TYPE
POWER (ON)
CONNECT LEADS AS SHOWN
(PRESS) TEST SWITCH
GREEN LIGHT (ON)
VOLTAGE SPECIFICATION

13.7 — 15.0

Replaces:
D4TZ-10316-A
GR-341, A,B

FO 2

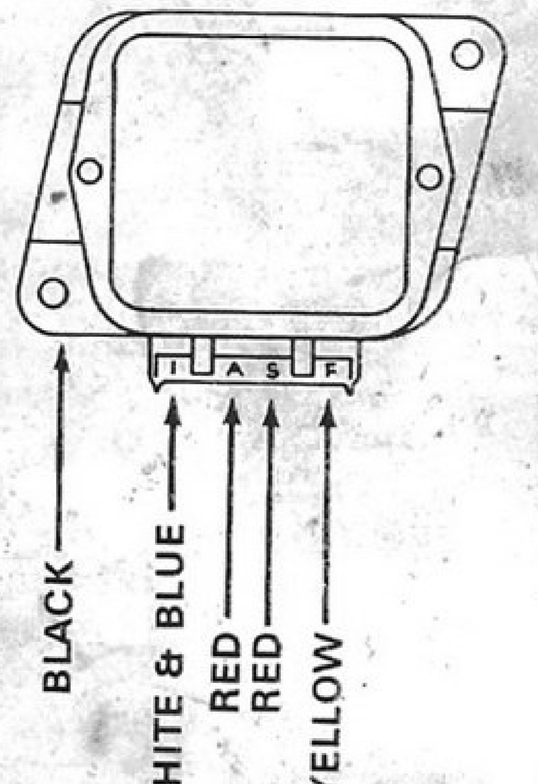



CONTAINS CHARGING LIGHT FUNCTION

PROGRAM SWITCHES
(12) VOLT
(B) TYPE
POWER (ON)
CONNECT LEADS AS SHOWN
(PRESS) TEST SWITCH
GREEN LIGHT (ON)
VOLTAGE SPECIFICATION

13.5 — 15.2

Comb. Solid State & Mechanical
Negative Ground
(GR 503) (D4HZ 10316A)
(GR 540) (D9PZ 10316A)
(GR 534) (D8VZ 10316A)
(with gauges)
(GR 533) (D8BZ 10316A)
(GR 540) (D9PZ 10316A)
(with light)

NOTE:
BLUE COLORED PLUG-IN CONNECTORS (DO NOT) CONTAIN CHARGING LIGHT FUNCTION.
WHITE/CLEAR OR BLACK COLORED PLUG-IN CONNECTORS (DO) CONTAIN CHARGING LIGHT FUNCTION.

FO 3

DOES NOT CONTAIN CHARGING LIGHT FUNCTION

PROGRAM SWITCHES
(12) VOLT
(A) TYPE
POWER (ON)
CONNECT LEADS AS SHOWN
(PRESS) TEST SWITCH
GREEN LIGHT (ON)
VOLTAGE SPECIFICATION

13.5 — 15.2

Replaces:
C8SZ-10316-A
GR-383

FO 4

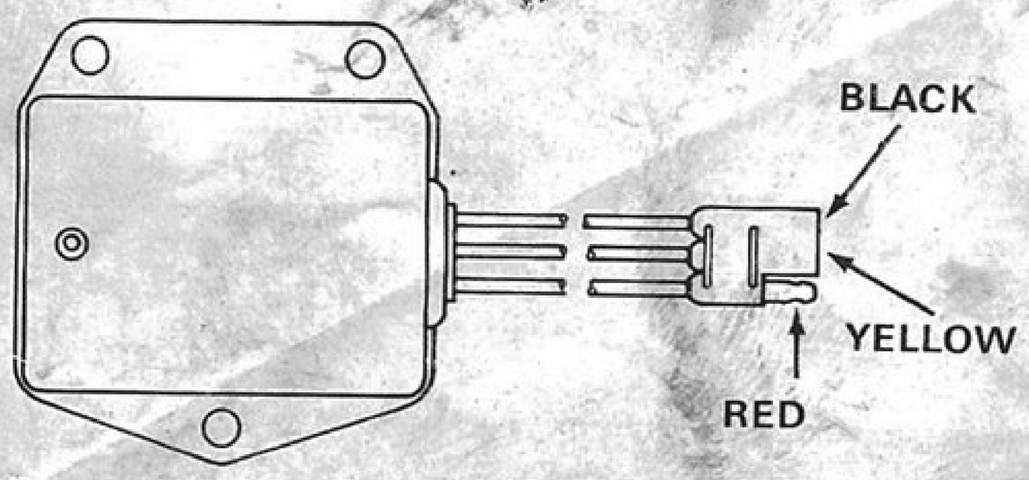

DOES NOT CONTAIN CHARGING LIGHT FUNCTION

PROGRAM SWITCHES
(12) VOLT
(B) TYPE
POWER (ON)
CONNECT LEADS AS SHOWN
(PRESS) TEST SWITCH
GREEN LIGHT (ON)
VOLTAGE SPECIFICATION

13.5 — 15.2

Replaces:
C6AZ-10316-A
D3TZ-10316-B
GR-[illegible]4
GR-504

HITACHI

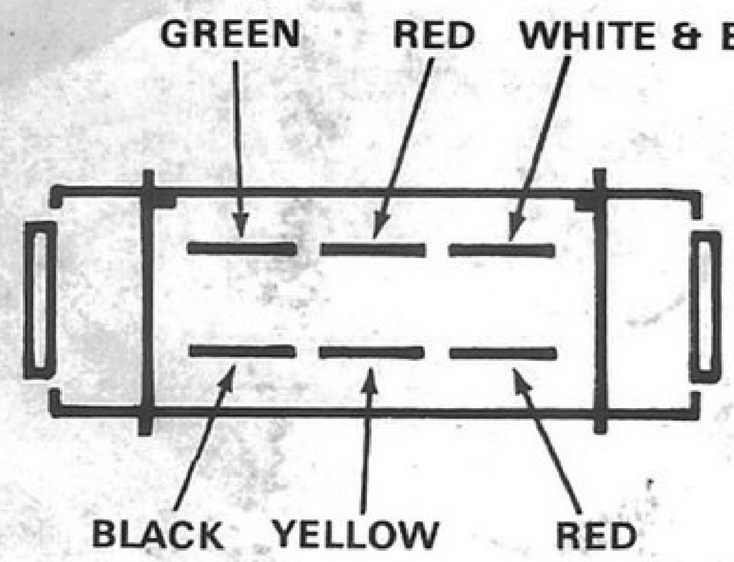

JA HIT 1

CONTAINS CHARGING LIGHT FUNCTION

PROGRAM SWITCHES
(12) VOLT
(B) TYPE
POWER (ON)
CONNECT LEADS AS SHOWN
(PRESS) TEST SWITCH
GREEN LIGHT (ON)
VOLTAGE SPECIFICATION

13.7 — 15.0

for HITACHI
12 Volt Negative Ground
6 Bullet Plug
Datsun: 23500-21600, U0600, U0610, U0601, U0602, U0603
Hitachi: TL1Z-58

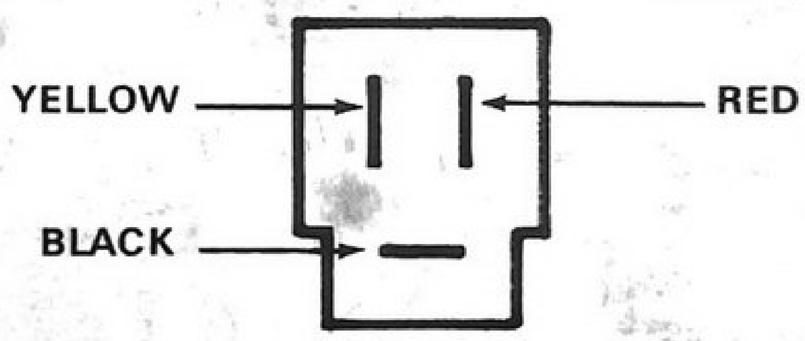

JA HIT 2

DOES NOT CONTAIN CHARGING LIGHT FUNCTION

PROGRAM SWITCHES
(12) VOLT
(B) TYPE
POWER (ON)
CONNECT LEADS AS SHOWN
(PRESS) TEST SWITCH
GREEN LIGHT (ON)
VOLTAGE SPECIFICATION

13.7 — 15.0

for HITACHI
12 Volt Negative Ground
3 Spade Plug
Datsun: 23500-M0100, M0101, M0110
Hitachi: TL1Z-53, 60

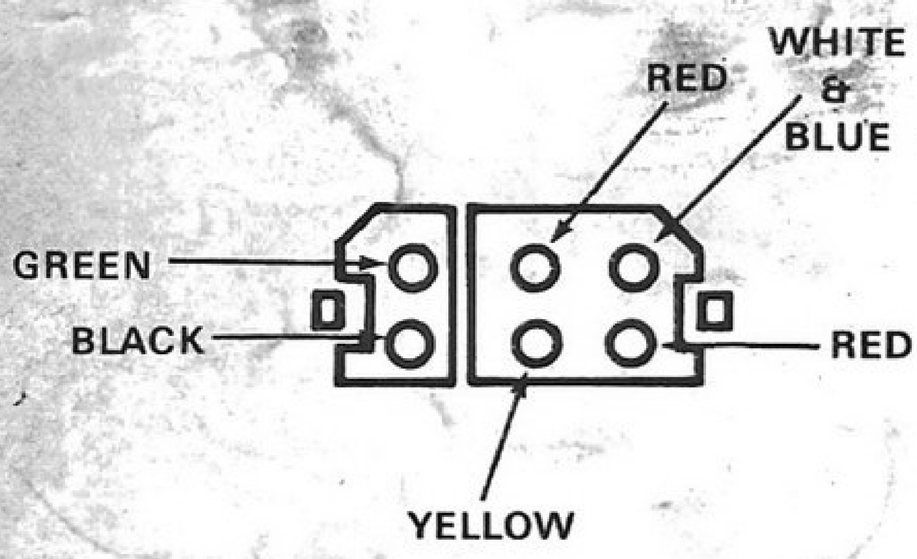

JA HIT 3

CONTAINS CHARGING LIGHT FUNCTION

PROGRAM SWITCHES
(12) VOLT
(B) TYPE
POWER (ON)
CONNECT LEADS AS SHOWN
(PRESS) TEST SWITCH
GREEN LIGHT (ON)
VOLTAGE SPECIFICATION

13.7 — 15.0

for HITACHI
12 Volt Negative Ground
6 Bullet Connector
Datsun: 23500-N6000, N6001, N6002, N6003, N6010, N6011
Hitachi: TL1Z-82B, TL1Z-82

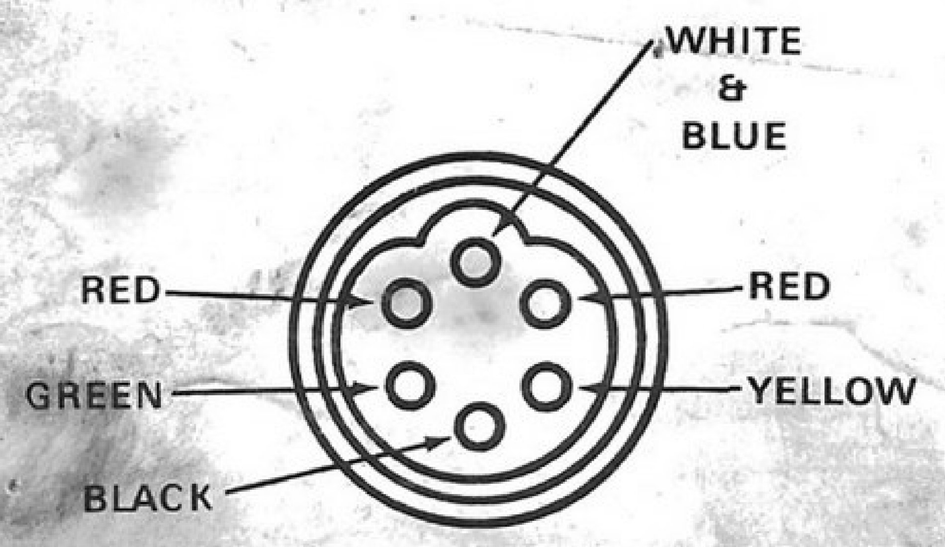

JA HIT 4

CONTAINS CHARGING LIGHT FUNCTION

PROGRAM SWITCHES
(12) VOLT
(B) TYPE
POWER (ON)
CONNECT LEADS AS SHOWN
(PRESS) TEST SWITCH
GREEN LIGHT (ON)
VOLTAGE SPECIFICATION

13.7 — 15.0

for HITACHI
12 Volt Negative Ground
Round 6 Bullet Plug
Datsun: 23500-B8000, B8001, B8002, B8003, B8006
Hitachi: TL1Z-85B, D

HITACHI

JA HIT 5

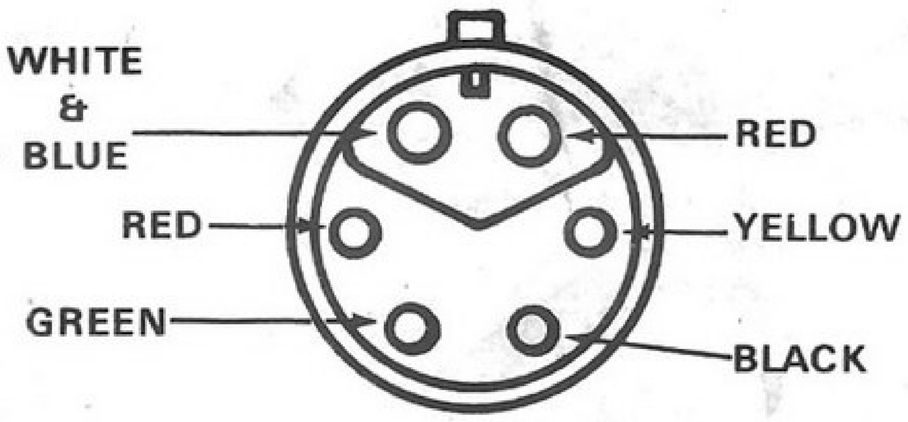

CONTAINS CHARGING LIGHT FUNCTION

PROGRAM SWITCHES
(12) VOLT
(B) TYPE
POWER (ON)
CONNECT LEADS AS SHOWN
(PRESS) TEST SWITCH
GREEN LIGHT (ON)
VOLTAGE SPECIFICATION

13.7 — 15.0

for HITACHI
12 Volt Negative Ground
Round Plug
4 Male Bullet — 2 Female Bullet
Datsun: 23500-N2200, N2201
Hitachi: TL1Z-79, 79B

JA HIT 6

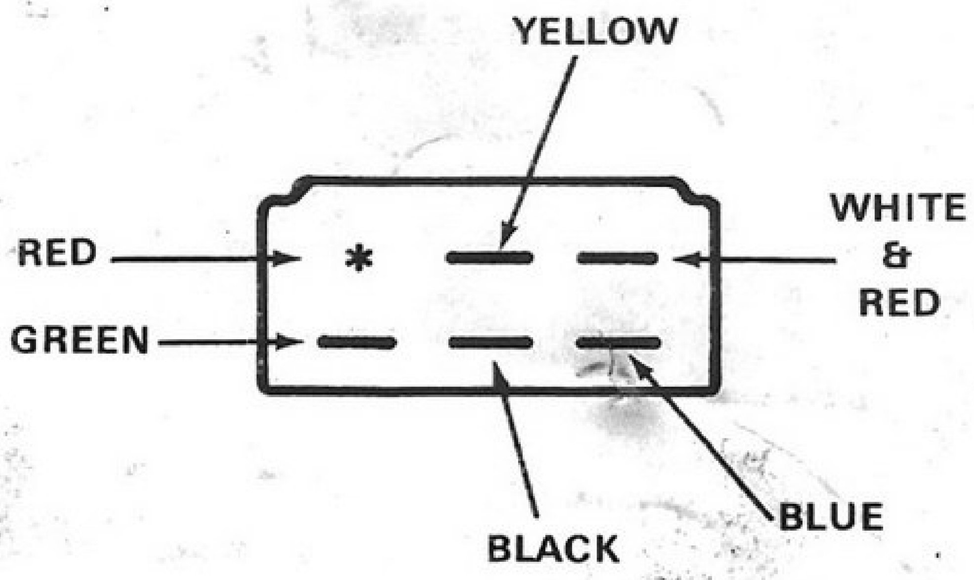

CONTAINS CHARGING LIGHT FUNCTION

PROGRAM SWITCHES
(12) VOLT
(B) TYPE
POWER (ON)
CONNECT LEADS AS SHOWN
(PRESS) TEST SWITCH
GREEN LIGHT (ON)
VOLTAGE SPECIFICATION

13.5 — 15.2

for HITACHI
12 Volt Negative Ground
6 Male Spade W/Auxiliary Lead
Subaru: 32989-1800/83989-4110
82989-8600, 82789-8600/
82989-6100
Hitachi: TL1Z-74, 27, 54, 65

***THIS TERMINAL MAY NOT BE PRESENT ON SOME SOLID STATE UNITS.**

JA HIT 7

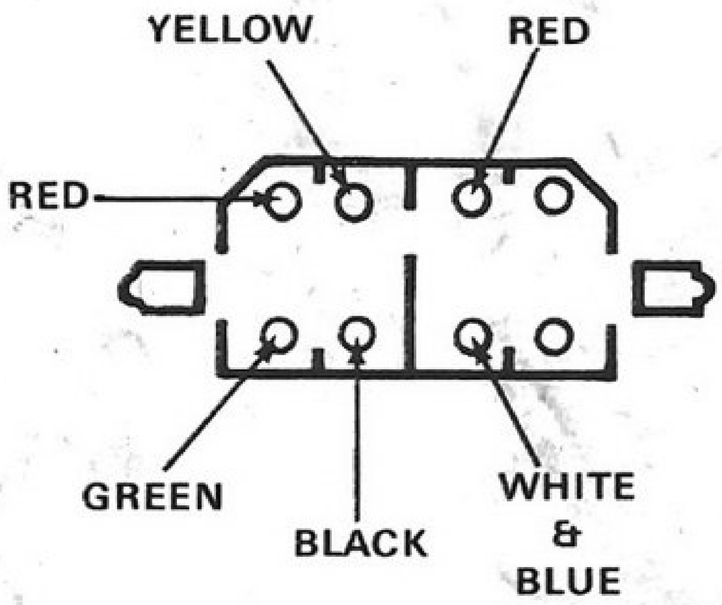

CONTAINS CHARGING LIGHT FUNCTION

PROGRAM SWITCHES
(12) VOLT
(B) TYPE
POWER (ON)
CONNECT LEADS AS SHOWN
(PRESS) TEST SWITCH
GREEN LIGHT (ON)
VOLTAGE SPECIFICATION

13.7 — 15.0

for HITACHI
12 Volt Negative Ground
8 Male Bullets
Subaru: 32989-8100
Hitachi: TL1Z-90

JA HIT 8

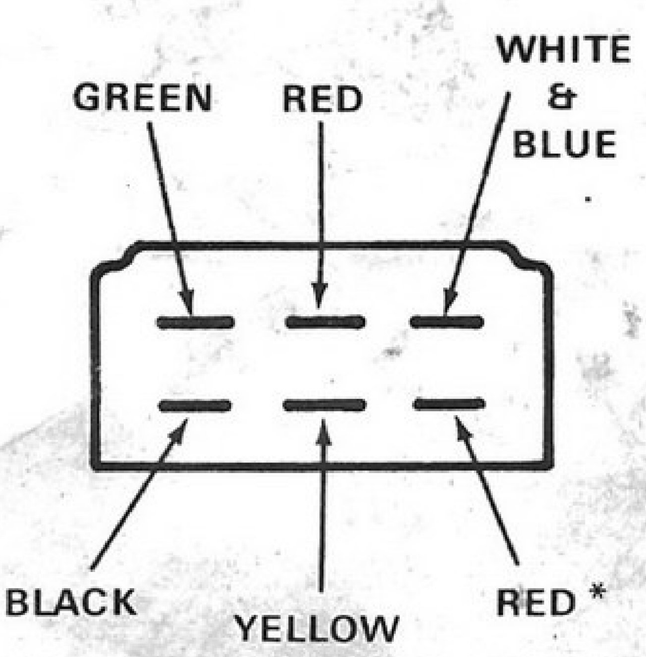

CONTAINS CHARGING LIGHT FUNCTION

PROGRAM SWITCHES
(12) VOLT
(B) TYPE
POWER (ON)
CONNECT LEADS AS SHOWN
(PRESS) TEST SWITCH
GREEN LIGHT (ON)
VOLTAGE SPECIFICATION

13.7 — 15.0

for HITACHI
12 Volt Negative Ground
6 Spade W Auxiliary Lead
Luv: 8942025810, 8942059560
Nippondenso: 026000-2510
Hitachi: TL1Z-87

HITACHI

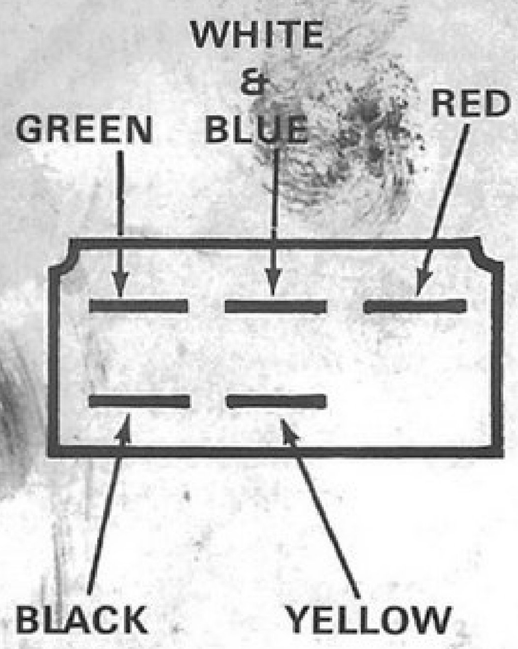

JA HIT 9

CONTAINS CHARGING LIGHT FUNCTION

PROGRAM SWITCHES
(12) VOLT
(B) TYPE
POWER (ON)
CONNECT LEADS AS SHOWN
(PRESS) TEST SWITCH
GREEN LIGHT (ON)
VOLTAGE SPECIFICATION

13.5 — 15.2

for HITACHI
12 Volt Negative Ground
5 Spade W/Auxiliary Lead
Luv: 8225-0110, 3102, 3107/
94021595
Hitachi: TL1Z-66, TL1Z-46, TL1Z-48

JA HIT 10

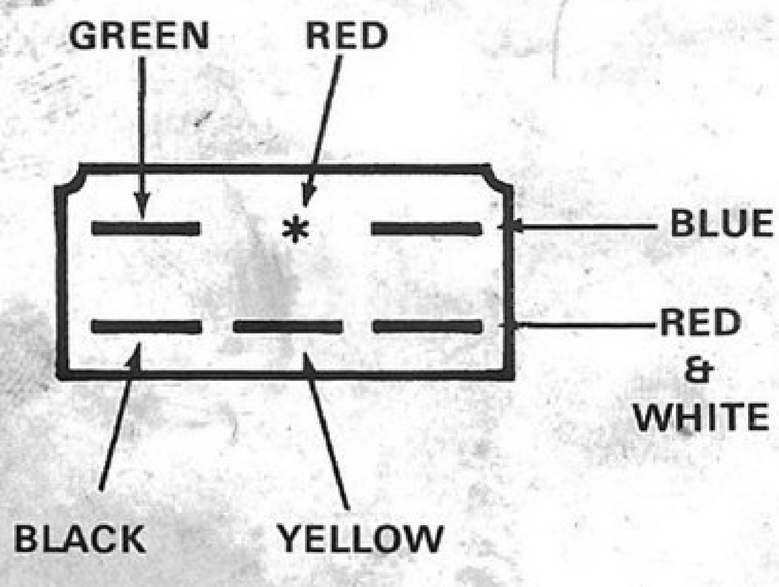

CONTAINS CHARGING LIGHT FUNCTION

PROGRAM SWITCHES
(12) VOLT
(B) TYPE
POWER (ON)
CONNECT LEADS AS SHOWN
(PRESS) TEST SWITCH
GREEN LIGHT (ON)
VOLTAGE SPECIFICATION

13.5 — 15.2

for HITACHI
12 Volt Negative Ground Solid State
5 Spade Plug
Datsun: 23500-14802, 14814, 16516,
29901, 29902, 29911,
23500-7300, 16500, 16502,
16503, 16504, 16510,
23500-16512, 16513, 16514,
29900, 73010, 73011, L0410,
23500-86400, 89900, 89901,
89910, 14602, 14803, 14804,
L0400.
23500-N3300, 29912, 29905
Hitachi: TL1Z-57, 37, 41, 61

***THIS TERMINAL MAY NOT BE PRESENT ON SOME SOLID STATE UNITS.**

JA HIT 11

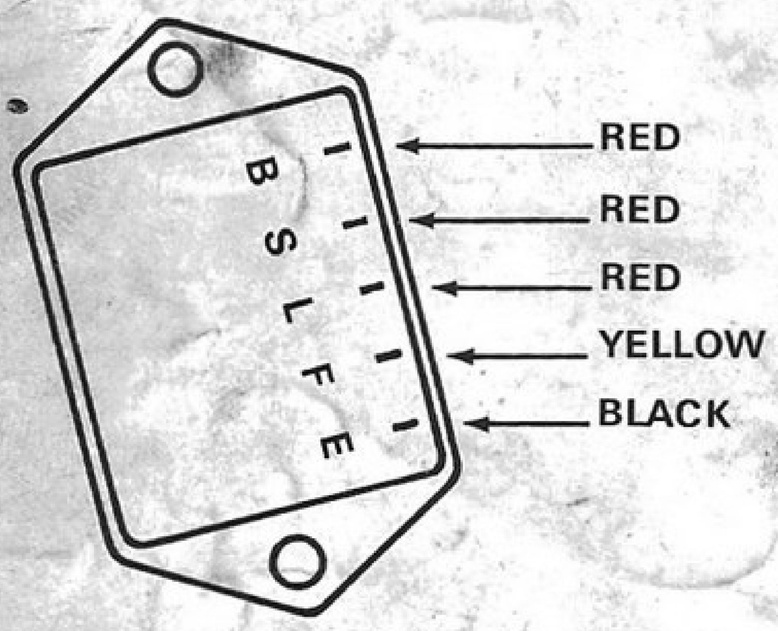

DOES NOT CONTAIN CHARGING LIGHT FUNCTION

PROGRAM SWITCHES
(12) VOLT
(A) TYPE
POWER (ON)
CONNECT LEADS AS SHOWN
(PRESS) TEST SWITCH
GREEN LIGHT (ON)
VOLTAGE SPECIFICATION

13.5 — 15.2

for HITACHI
12 Volt Integral Solid State
5 Lead
Datsun: 23500-B9800, P2500, B8900

JA HIT 12

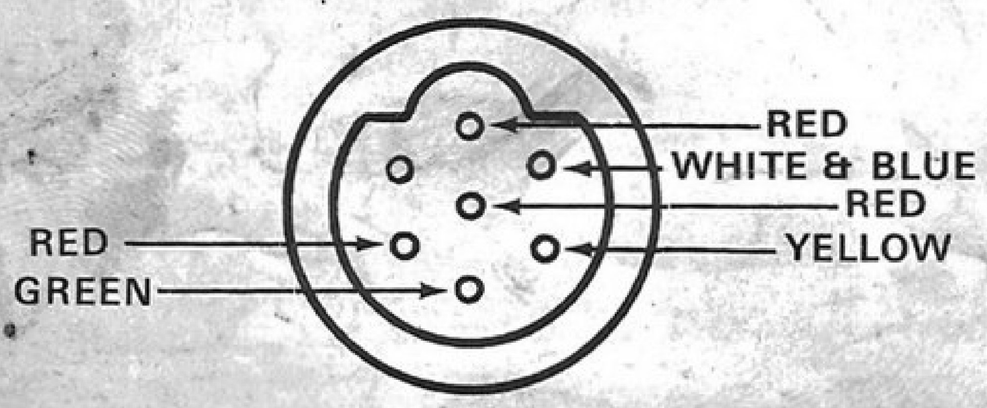

CONTAINS CHARGING LIGHT FUNCTION

PROGRAM SWITCHES
(12) VOLT
(B) TYPE
POWER (ON)
CONNECT LEADS AS SHOWN
(PRESS) TEST SWITCH
GREEN LIGHT (ON)
VOLTAGE SPECIFICATION

13.7 — 15.0

for HITACHI
12 Volt Negative Ground
Round W/6 Bullet Lead and
Auxiliary Lead
Subaru: 42989-1900
Hitachi: TL1Z-94

BLACK TO LEAD FROM REGULATOR

HITACHI

JA HIT 13

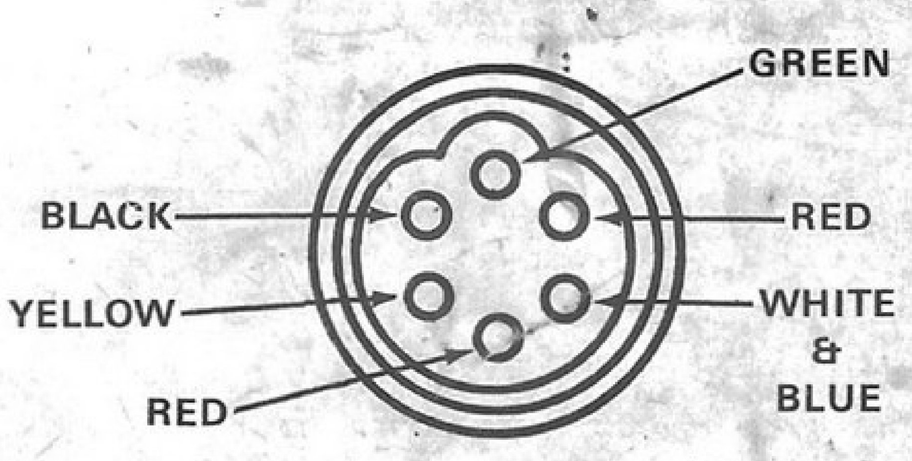

CONTAINS CHARGING LIGHT FUNCTION

PROGRAM SWITCHES
(12) VOLT
(B) TYPE
POWER (ON)
CONNECT LEADS AS SHOWN
(PRESS) TEST SWITCH
GREEN LIGHT (ON)
VOLTAGE SPECIFICATION

13.7 — 15.2

for HITACHI
12 Volt Negative Ground
Round 6 Bullet Plug
Opel: 94208462

LEECE NEVILLE

LN 1

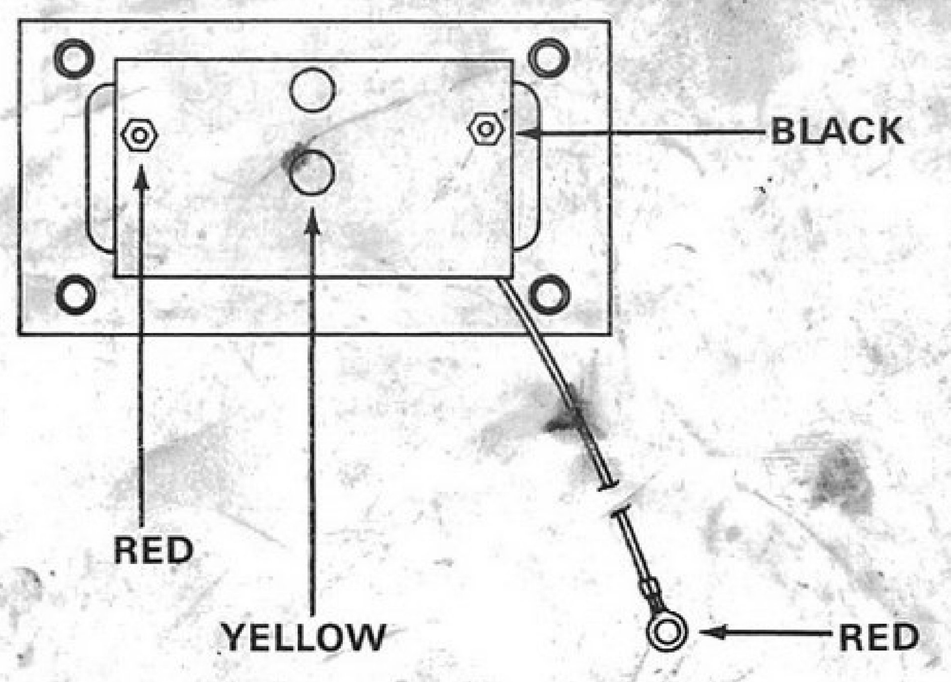

DOES NOT CONTAIN CHARGING LIGHT FUNCTION

PROGRAM SWITCHES
(12) VOLT
(A) TYPE
POWER (ON)
CONNECT LEADS AS SHOWN
(PRESS) TEST SWITCH
GREEN LIGHT SEE NOTE →
VOLTAGE SPECIFICATION

13.5 — 15.2

Replaces:
79000
For 2300 JB Series and others

NOTE: THIS UNIT IS TESTED IN THE LOWER TEST POSITION (ONLY) AND GREEN LIGHT WILL BE (OFF)

LUCAS

LU 1

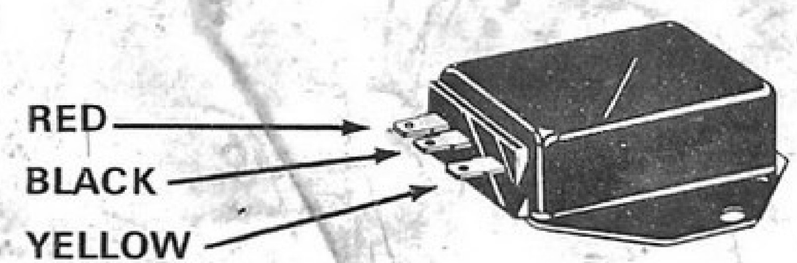

DOES NOT CONTAIN CHARGING LIGHT FUNCTION

PROGRAM SWITCHES
(12) VOLT
(A) TYPE
POWER (ON)
CONNECT LEADS AS SHOWN
(PRESS) TEST SWITCH
GREEN LIGHT (ON)
VOLTAGE SPECIFICATION

13.5 — 15.2

for LUCAS
12 Volt Negative Ground
Solid State 3 Terminal
Lucas: 37423, 37551

LU 2

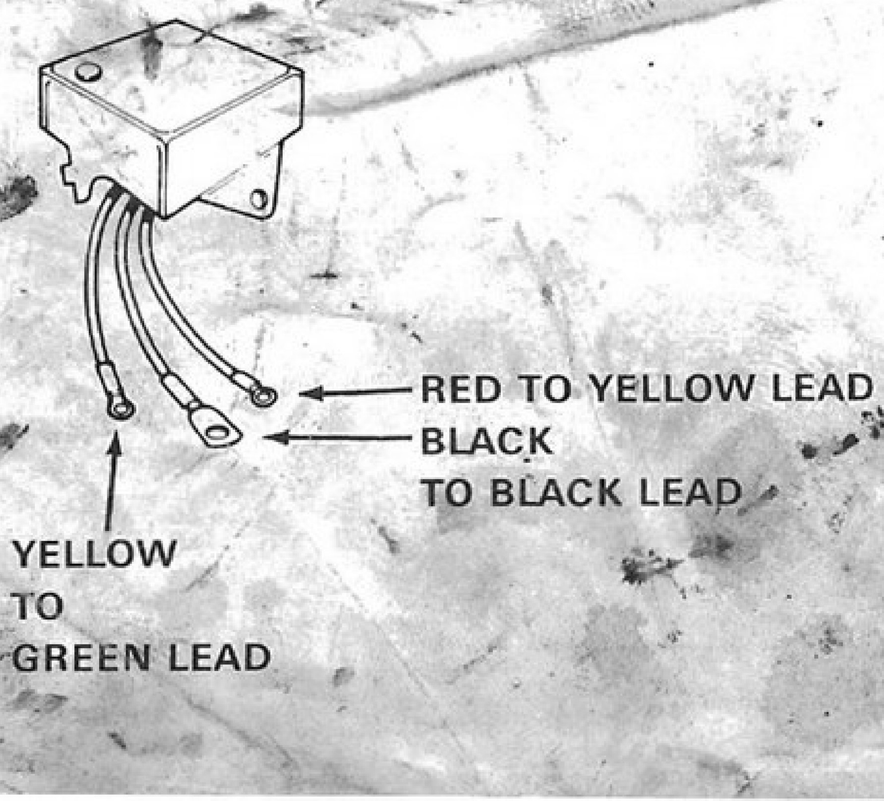

DOES NOT CONTAIN CHARGING LIGHT FUNCTION

PROGRAM SWITCHES
(12) VOLT
(A) TYPE
POWER (ON)
CONNECT LEADS AS SHOWN
(PRESS) TEST SWITCH
GREEN LIGHT (ON)
VOLTAGE SPECIFICATION

13.5 — 15.2

for LUCAS
12 Volt
Solid State 3 Wire
Lucas: 37541, 37558, 37565, 37561, 37534, 37555, 37566
Lucas Type VR: 8TR, HTR, 8TRD
Alt. Type: 15, 16, 17, 18 ACR
Used With Rect. # 83192, 83166

MITSUBISHI

JA MIT 1

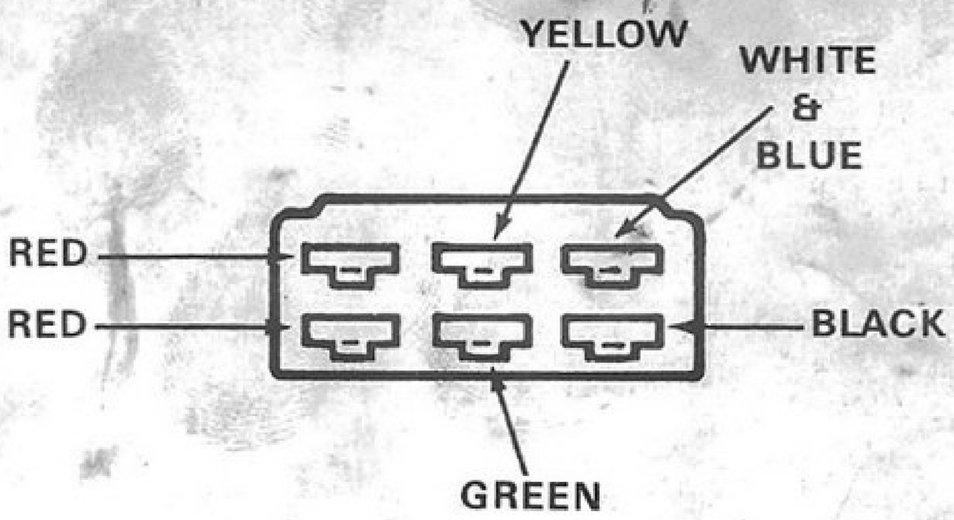

CONTAINS CHARGING LIGHT FUNCTION

PROGRAM SWITCHES
(12) VOLT
(B) TYPE
POWER (ON)
CONNECT LEADS AS SHOWN
(PRESS) TEST SWITCH
GREEN LIGHT (ON)
VOLTAGE SPECIFICATION

13.7 — 15.0

for MITSUBISHI
12 Volt Negative Ground
6 Female Plug — 2 Auxiliary Leads
Ford: D27Z-10316-A (GRE-304)
D972-10316-A (GRE-542)
Mazda: 0453-18-391
Mitsubishi: 0453-18-391, 0259-18-391, 8914-18-3910, RLB-2220-AS
RLZ-2220-AS
RLB-2-A
RLB-2-AS

JA MIT 2

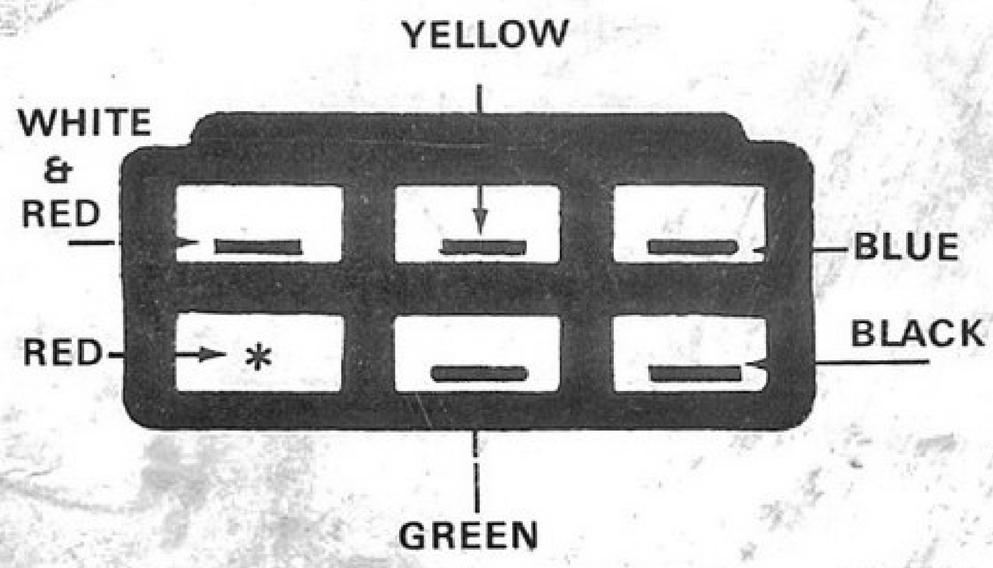

CONTAINS CHARGING LIGHT FUNCTION

PROGRAM SWITCHES
(12) VOLT
(B) TYPE
POWER (ON)
CONNECT LEADS AS SHOWN
(PRESS) TEST SWITCH
GREEN LIGHT (ON)
VOLTAGE SPECIFICATION

13.5 — 15.2

for MITSUBISHI
Solid State 12 Volt
5 Female Spades
Colt: MD001810, MD0011811, MD001811, MD601810, MD009080
Mitsubishi: RQB-2220D1

***THIS TERMINAL MAY NOT BE PRESENT ON SOME SOLID STATE UNITS.**

MOTOROLA

MO 1



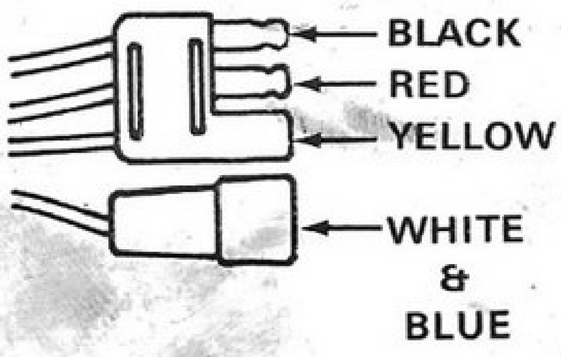

CONTAINS CHARGING LIGHT FUNCTION

PROGRAM SWITCHES	Replaces:	
(12) VOLT	Motorola	Am. Motors
(B) TYPE	R2CC1	3171141
POWER (ON)	TVR-12CC1	3178581
CONNECT LEADS AS SHOWN	TVR-12AM18	3208345
(PRESS) TEST SWITCH	5-7	
GREEN LIGHT (ON)	5-10	Prestolite
VOLTAGE SPECIFICATION	5-30	VSC 623-4D, 6
		VSH-6201G
14.3 — 16.2		P8-274
		P8-292
		P8-354

MO 2



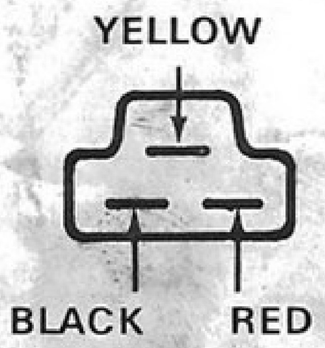

DOES NOT CONTAIN CHARGING LIGHT FUNCTION

PROGRAM SWITCHES	Replaces:
(12) VOLT	Motorola
(B) TYPE	TVR-12W14
POWER (ON)	5-44
CONNECT LEADS AS SHOWN	
(PRESS) TEST SWITCH	Am. Motors
GREEN LIGHT (ON)	933038
VOLTAGE SPECIFICATION	945228
14.3 — 16.2	
	Prestolite
	VSH-6201K

MOTOROLA

MO 3



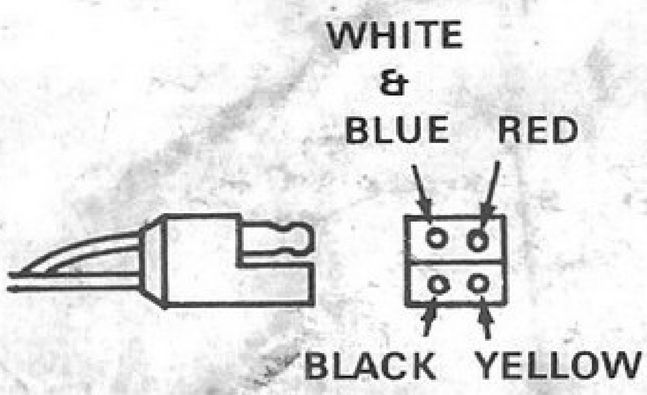

CONTAINS CHARGING LIGHT FUNCTION

PROGRAM SWITCHES	Replaces:	Am. Motors
(12) VOLT	Motorola	3181695
(B) TYPE	R2AM 1, 2	3182829
POWER (ON)	5-24	3182898
CONNECT LEADS AS SHOWN		3182829
(PRESS) TEST SWITCH		3194527
GREEN LIGHT (ON)		
VOLTAGE SPECIFICATION		Prestolite
14.3 — 16.2		VSC-5234J
		VSC-6234L
		8-355

MO 4



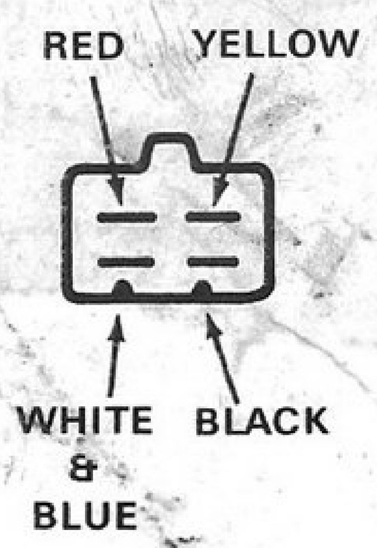

CONTAINS CHARGING LIGHT FUNCTION

PROGRAM SWITCHES	Replaces:	Am. Motors
(12) VOLT	Motorola	3195003
(B) TYPE	R2AM4	3211952
POWER (ON)	5-6 7	
CONNECT LEADS AS SHOWN		Prestolite
(PRESS) TEST SWITCH		VSH-6201-R
GREEN LIGHT (ON)		8-359
VOLTAGE SPECIFICATION		
14.3 — 16.2		

MO 5



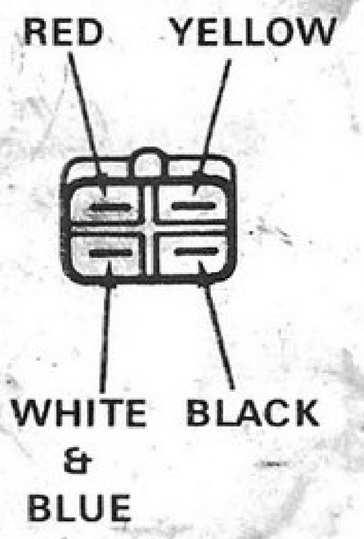

CONTAINS CHARGING LIGHT FUNCTION

PROGRAM SWITCHES	Replaces:	Am. Motors
(12) VOLT	8RH-2003	3203250
(B) TYPE	8RB-2005	3210300
POWER (ON)	5-76	3219357
CONNECT LEADS AS SHOWN	5-118	
(PRESS) TEST SWITCH		
GREEN LIGHT (ON)		
VOLTAGE SPECIFICATION		
13.5 — 15.2		

MO 6



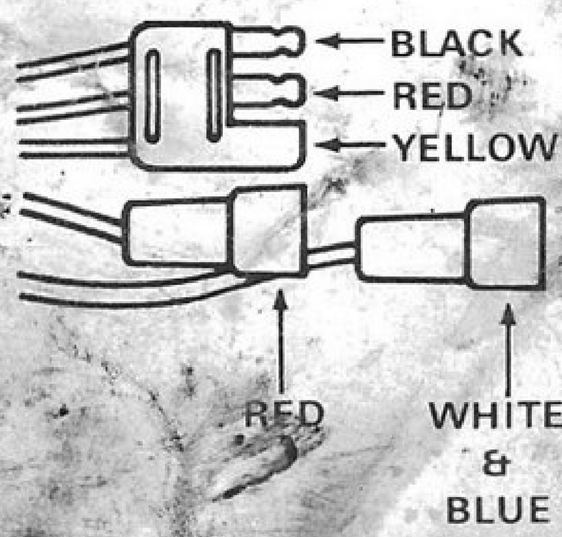

CONTAINS CHARGING LIGHT FUNCTION

PROGRAM SWITCHES	Replaces:
(12) VOLT	R2-1
(B) TYPE	5-28
POWER (ON)	
CONNECT LEADS AS SHOWN	
(PRESS) TEST SWITCH	
GREEN LIGHT (ON)	
VOLTAGE SPECIFICATION	
14.3 — 16.2	

MOTOROLA (VW)

MO 7 VW

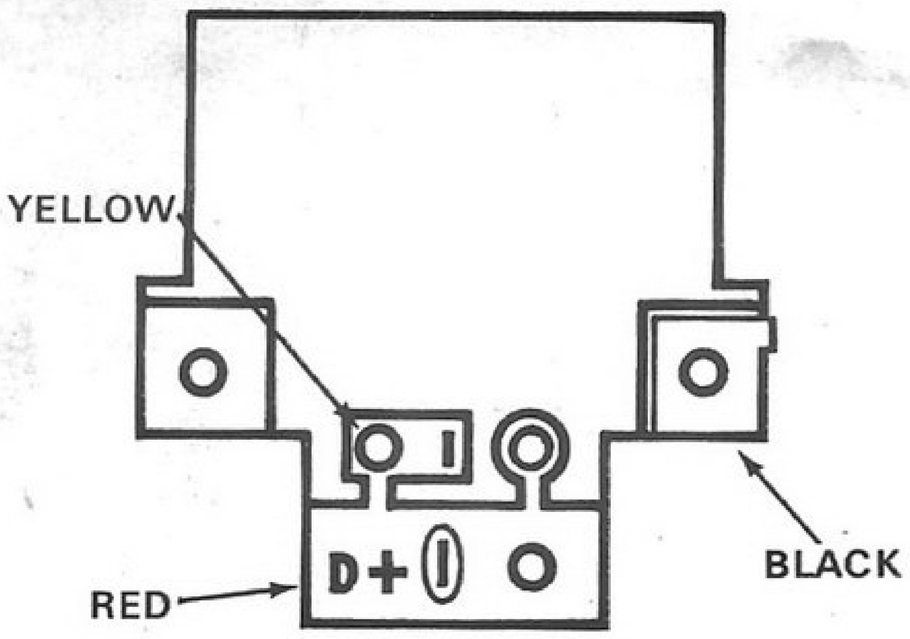

DOES NOT CONTAIN CHARGING LIGHT FUNCTION

PROGRAM SWITCHES
(12) VOLT
(B) TYPE
POWER (ON)
CONNECT LEADS AS SHOWN
(PRESS) TEST SWITCH
GREEN LIGHT (ON)
VOLTAGE SPECIFICATION

13.5 — 15.2

for MOTOROLA
12 Volt Negative Ground
Motorola: 5-762, 8RC-2007
for Volkswagen

MO 8 VW

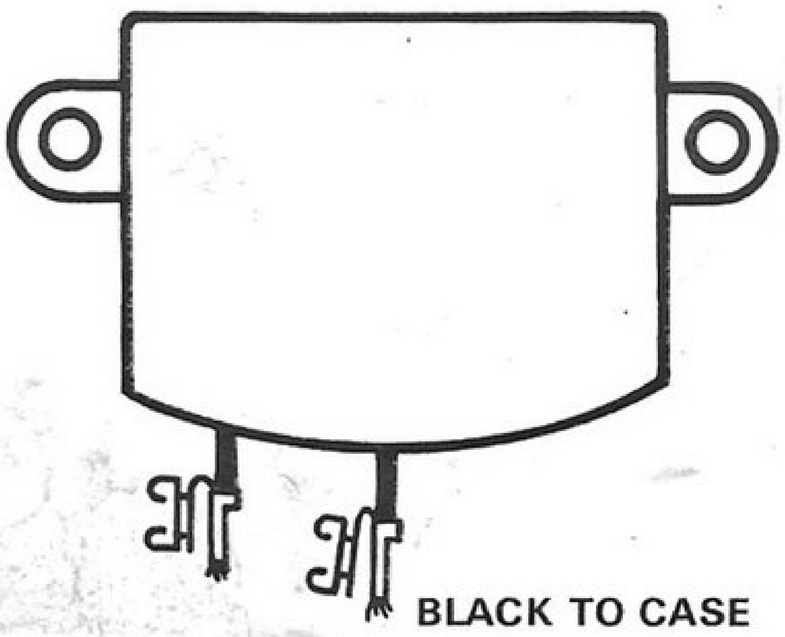

BLACK TO CASE
RED TO RED LEAD WIRE
YELLOW TO GREEN LEAD WIRE

DOES NOT CONTAIN CHARGING LIGHT FUNCTION

PROGRAM SWITCHES
(12) VOLT
(B) TYPE
POWER (ON)
CONNECT LEADS AS SHOWN
(PRESS) TEST SWITCH
GREEN LIGHT (ON)
VOLTAGE SPECIFICATION

13.5 — 15.2

for MOTOROLA
12 Volt
2 Female Leads — Solid State
Motorola: 5-763, 5-180, 505-9, 505-10,
505-45, 505-70, 9RC-7003,
9 RC-7004, 9 RH-7013, 9 RC-2006
for Volkswagen

MO 9 VW

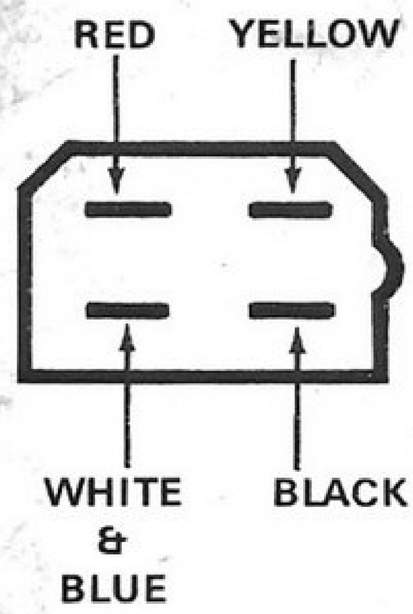

CONTAINS CHARGING LIGHT FUNCTION

PROGRAM SWITCHES
(12) VOLT
(B) TYPE
POWER (ON)
CONNECT LEADS AS SHOWN
(PRESS) TEST SWITCH
GREEN LIGHT (ON)
VOLTAGE SPECIFICATION

13.5 — 15.2

for MOTOROLA
12 Volt
4 Terminal Male Spade
Robert Bosch: 0-190-600-017
Robert Bosch: (Rebuilt) 30-049
Motorola: 8 RH-2001
V.W: 043-903-803, A

NIPPONDENSO

JA ND 1

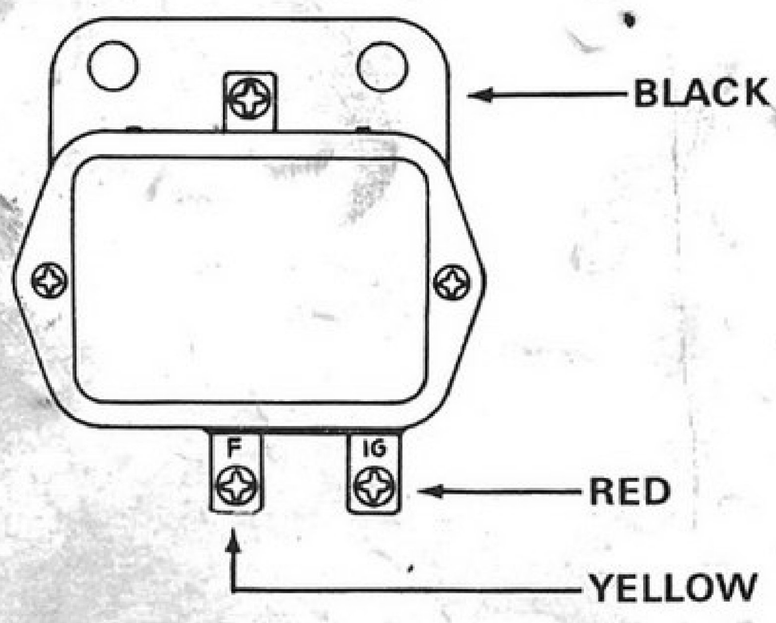

DOES NOT CONTAIN CHARGING LIGHT FUNCTION

PROGRAM SWITCHES
(12) VOLT
(B) TYPE
POWER (ON)
CONNECT LEADS AS SHOWN
(PRESS) TEST SWITCH
GREEN LIGHT (ON)
VOLTAGE SPECIFICATION

13.7 — 15.0

for NIPPONDENSO
12 Volt Negative Ground
2 Terminals
Toyota: 27700-40010, 40011
Nippondenso: 026000-1410-0811

NIPPONDENSO

JA ND 2

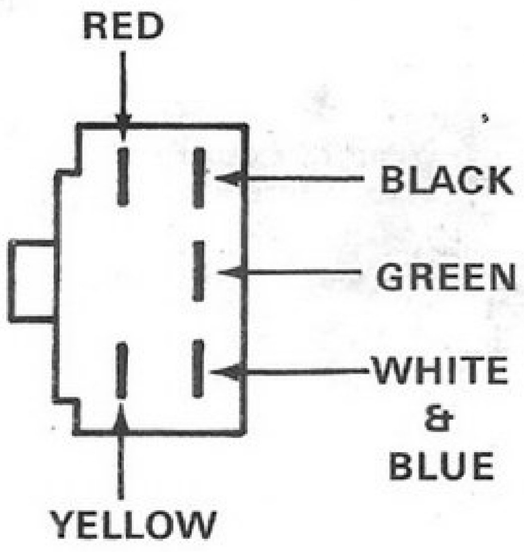

CONTAINS CHARGING LIGHT FUNCTION

PROGRAM SWITCHES
(12) VOLT
(B) TYPE
POWER (ON)
CONNECT LEADS AS SHOWN
(PRESS) TEST SWITCH
GREEN LIGHT (ON)
VOLTAGE SPECIFICATION

13.7 — 15.0

for NIPPONDENSO
12 Volt — Shock Mount Base
6 Male Spade Connectors
Honda: 31400-657-672, 673
31400-659-003
31400-642-004
31400-611-024, 0140
31400-634-671, 670
Nippondenso: 026000-2340, 2580, 2411 2900

JA ND 3

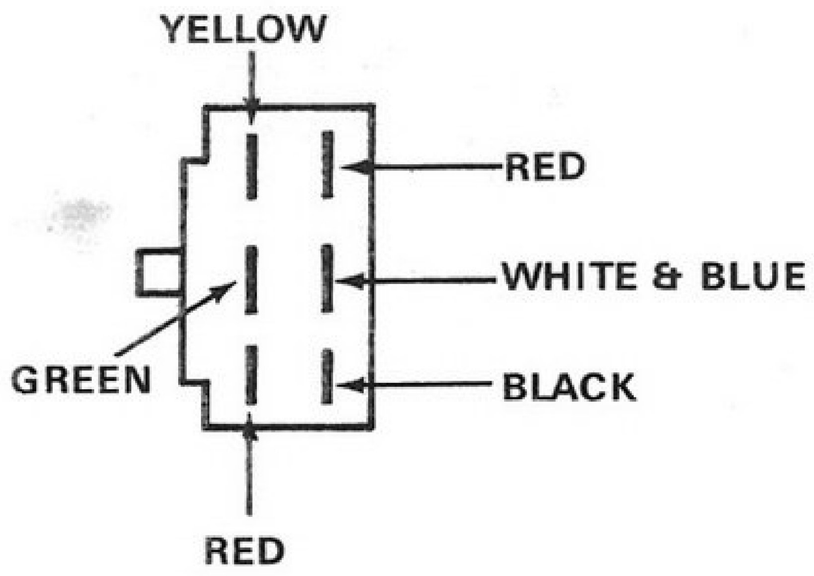

CONTAINS CHARGING LIGHT FUNCTION

PROGRAM SWITCHES
(12) VOLT
(B) TYPE
POWER (ON)
CONNECT LEADS AS SHOWN
(PRESS) TEST SWITCH
GREEN LIGHT (ON)
VOLTAGE SPECIFICATION

13.7 — 15.0

for NIPPONDENSO
12 Volt Negative Ground
6 Male Spade W/Auxiliary Lead
Toyota: 27700-38010, 38020, 13010, 13020, 36020, 28010, 34020
27700, 36010, 13030, 24010, 26020
Nippondenso: 026000-2540, 2432, 2720, 3190, 3330, 2680

JA ND 4

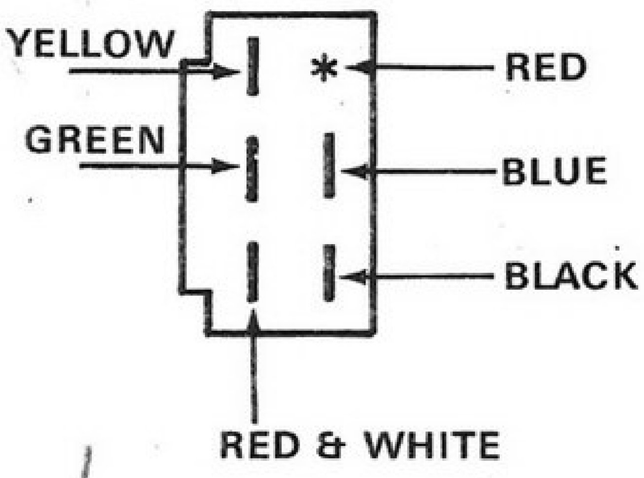

CONTAINS CHARGING LIGHT FUNCTION

PROGRAM SWITCHES
(12) VOLT
(B) TYPE
POWER (ON)
CONNECT LEADS AS SHOWN
(PRESS) TEST SWITCH
GREEN LIGHT (ON)
VOLTAGE SPECIFICATION

13.5 — 15.2

for NIPPONDENSO
12 Volt Negative Ground
5 Male Spade W/External Lead
Solid State
Toyota: 27700-22010, 31010, 31011, 33010, 40020, 40021
27700-51010, 51011, 51012, 36010
Nippondenso: 026000-1714, 1742, 1103, 1202, 1321, 1341, 1720, 1730, 1751, 1800, 1801, 2430, 1740, 1750, 2121, 2271, 2431

***THIS TERMINAL MAY NOT BE PRESENT ON SOME SOLID STATE UNITS.**

JA ND 5

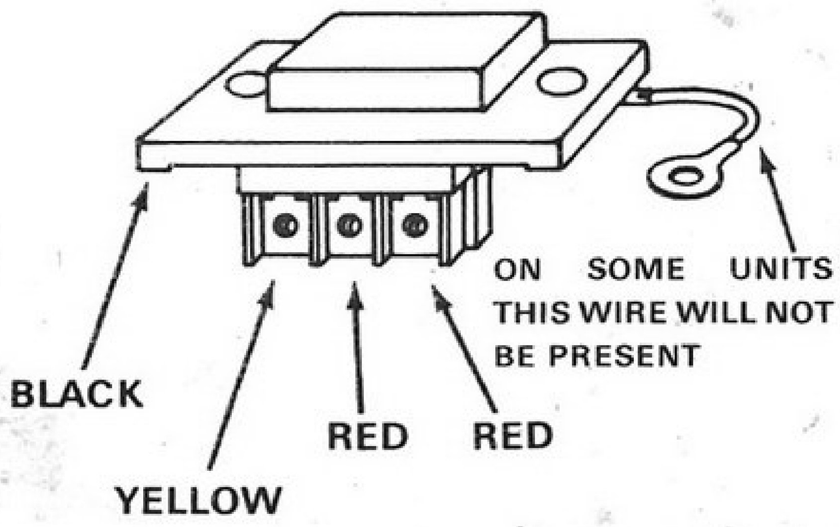

PROGRAM SWITCHES
(12) VOLT
(A) TYPE
POWER (ON)
CONNECT LEADS AS SHOWN
(PRESS) TEST SWITCH
GREEN LIGHT (ON)
VOLTAGE SPECIFICATION

13.5 — 15.2

for NIPPONDENSO
12 Volt Negative Ground
Solid State Internal
Toyota: 27700-45020, 41050
Nippondenso: 100211-0030, 0040, 0240

NIPPONDENSO

JA ND 6

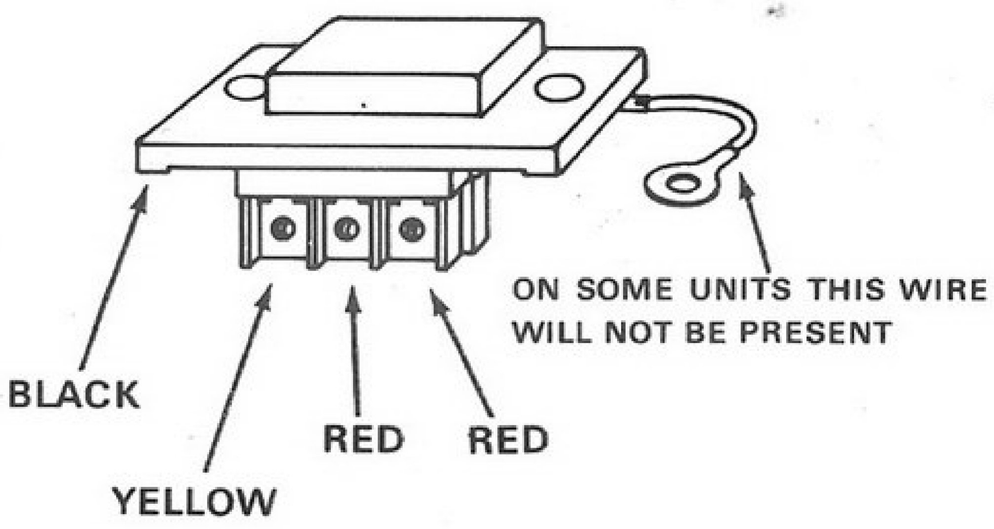

PROGRAM SWITCHES
(12) VOLT
(A) TYPE
POWER (ON)
CONNECT LEADS AS SHOWN
(PRESS) TEST SWITCH
GREEN LIGHT (ON)
VOLTAGE SPECIFICATION

13.5 — 15.2

for NIPPONDENSO
12 Volt Negative Ground
Solid State
Toyota: 27700-38100, 26050
Nippondenso: 100211-0101, 0151
0211, 0121

PRESTOLITE

PT 1

CONTAINS CHARGING LIGHT FUNCTION

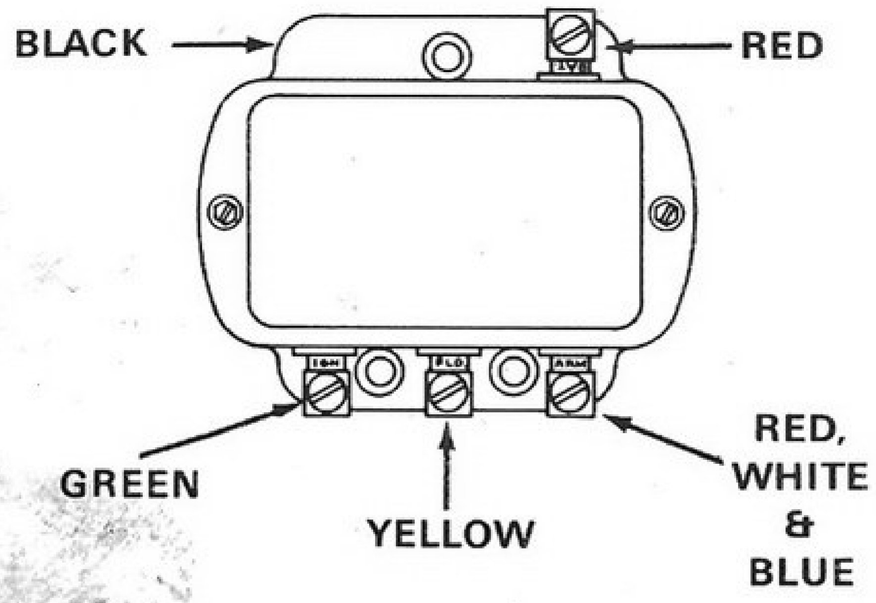

PROGRAM SWITCHES
(12) VOLT
(B) TYPE
POWER (ON)
CONNECT LEADS AS SHOWN
(PRESS) TEST SWITCH
GREEN LIGHT (ON)
VOLTAGE SPECIFICATION

13.7 — 15.0

Replaces:
VBV-6201 A,B,C
VBV-6221-C
8-125
8-138
8-223
8-422

PT 2

DOES NOT CONTAIN CHARGING LIGHT FUNCTION

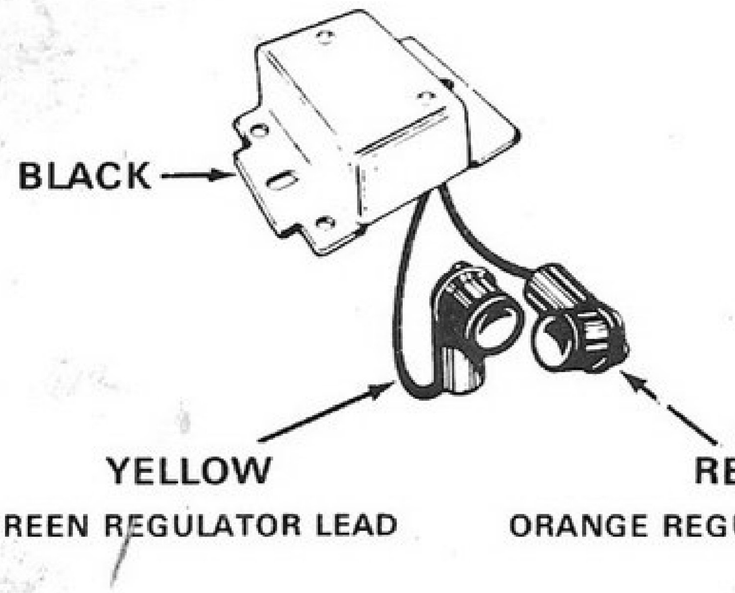

PROGRAM SWITCHES
(24) VOLT
(B) TYPE
POWER (ON)
CONNECT LEADS AS SHOWN
(PRESS) TEST SWITCH
GREEN LIGHT (ON)
VOLTAGE SPECIFICATION

27.0 — 29.5

Replaces:
VSH-6401-B 8-384

PT 3

DOES NOT CONTAIN CHARGING LIGHT FUNCTION

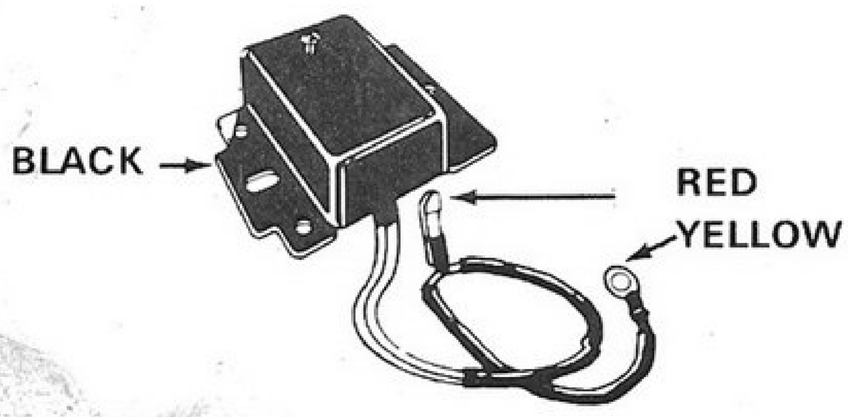

PROGRAM SWITCHES
(12) VOLT
(B) TYPE
POWER (ON)
CONNECT LEADS AS SHOWN
(PRESS) TEST SWITCH
GREEN LIGHT (ON)
VOLTAGE SPECIFICATION

13.5 — 15.2

Replaces:
VSH-6201
8-339

PRESTOLITE

PT 4

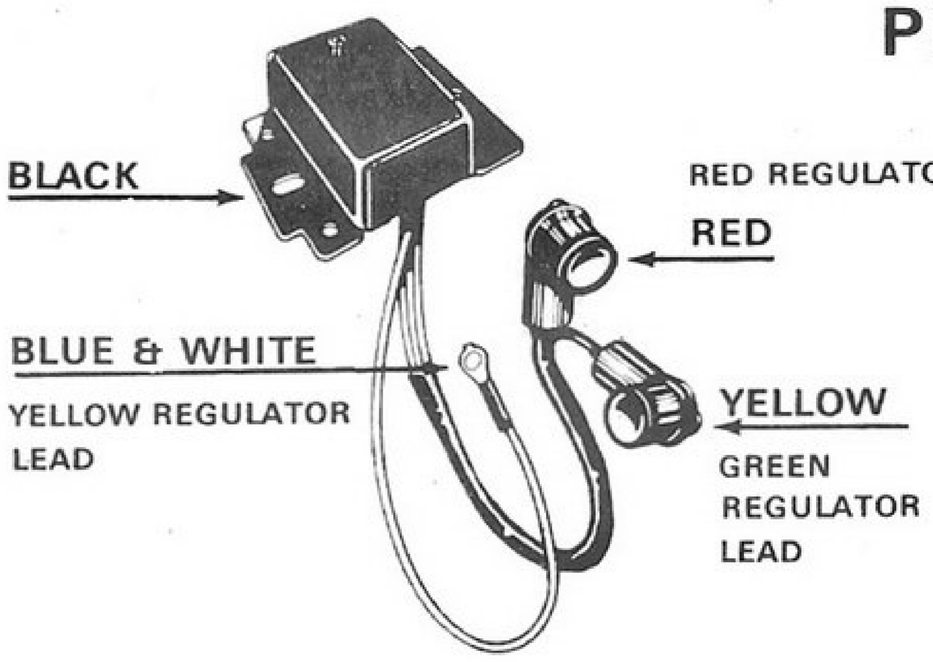

CONTAINS CHARGING LIGHT FUNCTION

PROGRAM SWITCHES
(12) VOLT
(B) TYPE
POWER (ON)
CONNECT LEADS AS SHOWN
(PRESS) TEST SWITCH
GREEN LIGHT (ON)
VOLTAGE SPECIFICATION

14.3 — 16.2

Replaces:
VSH-5204BY
8-350

ON SOME REGULATORS A BLACK GROUND LEAD IS USED
CONNECT BLACK CLIP TO THIS LEAD OR CASE OF REGULATOR

PT 5

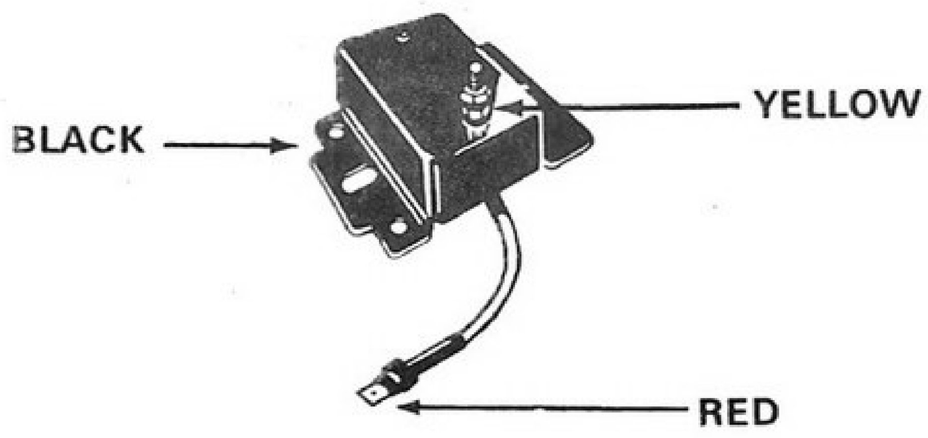

DOES NOT CONTAIN CHARGING LIGHT FUNCTION

PROGRAM SWITCHES
(12) VOLT
(B) TYPE
POWER (ON)
CONNECT LEADS AS SHOWN
(PRESS) TEST SWITCH
GREEN LIGHT (ON)
VOLTAGE SPECIFICATION

13.5 — 15.2

Replaces:
VSH-6201-N
8-352

PT 6

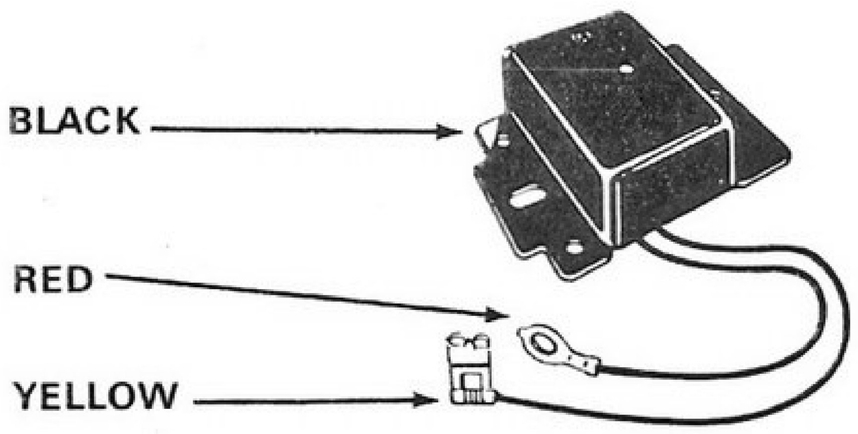

DOES NOT CONTAIN CHARGING LIGHT FUNCTION

PROGRAM SWITCHES
(12) VOLT
(B) TYPE
POWER (ON)
CONNECT LEADS AS SHOWN
(PRESS) TEST SWITCH
GREEN LIGHT (ON)
VOLTAGE SPECIFICATION

13.5 — 15.2

Replaces:
Prestolite
VSH-6201-A
8-328A

PT 7

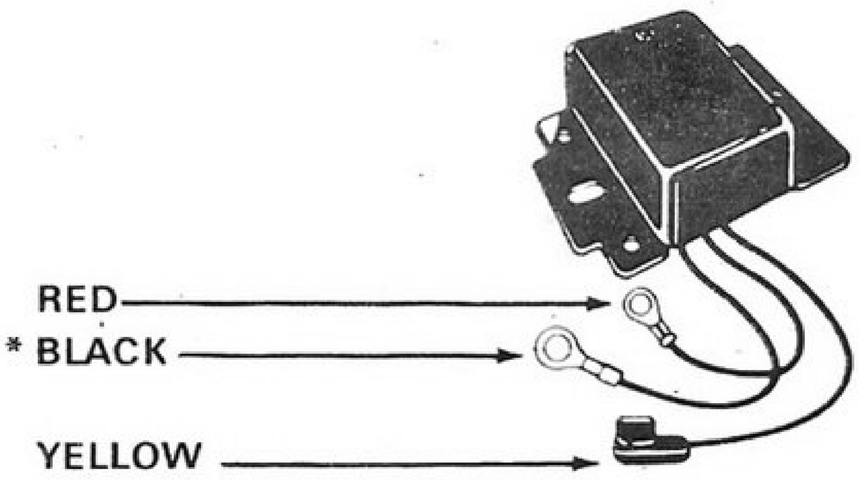

DOES NOT CONTAIN CHARGING LIGHT FUNCTION

PROGRAM SWITCHES
(12) VOLT
(B) TYPE
POWER (ON)
CONNECT LEADS AS SHOWN
(PRESS) TEST SWITCH
GREEN LIGHT (ON)
VOLTAGE SPECIFICATION

14.3 — 16.2

Replaces:
Prestolite
VHS-6201-AB
8-379

NOTE: RED TO SMALL TERMINAL
*THE GROUND LEAD IS NOT FOUND ON SOME MODELS. IF NOT THE BLACK TEST LEAD SHOULD BE CONNECTED TO THE REGULATOR CASE.

PRESTOLITE

PT 8

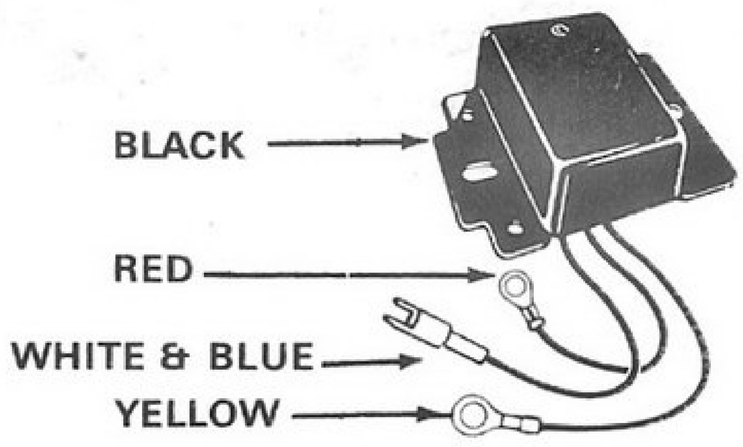

CONTAINS CHARGING LIGHT FUNCTION

PROGRAM SWITCHES
(12) VOLT
(B) TYPE
POWER (ON)
CONNECT LEADS AS SHOWN
(PRESS) TEST SWITCH
GREEN LIGHT (ON)
VOLTAGE SPECIFICATION

13.5 — 15.2

Replaces:
VSH-6201 W, 8-368
Used with Prestolite
ALK alternators

NOTE: YELLOW TO GREEN LEAD OF REGULATOR

PT 9

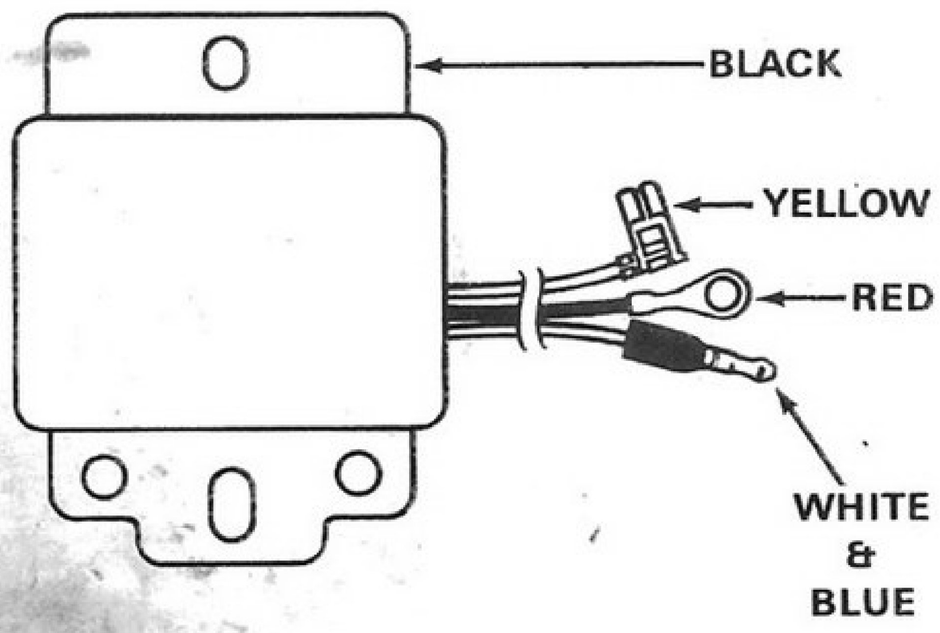

CONTAINS CHARGING LIGHT FUNCTION

PROGRAM SWITCHES
(12) VOLT
(B) TYPE
POWER (ON)
CONNECT LEADS AS SHOWN
(PRESS) TEST SWITCH
GREEN LIGHT (ON)
VOLTAGE SPECIFICATION

14.3 — 16.2

Replaces:
Prestolite
Negative Ground
(8-343) (VSH-6201D)
Eaton, Hercules, Onan and other
Industrial equipment

PT 10

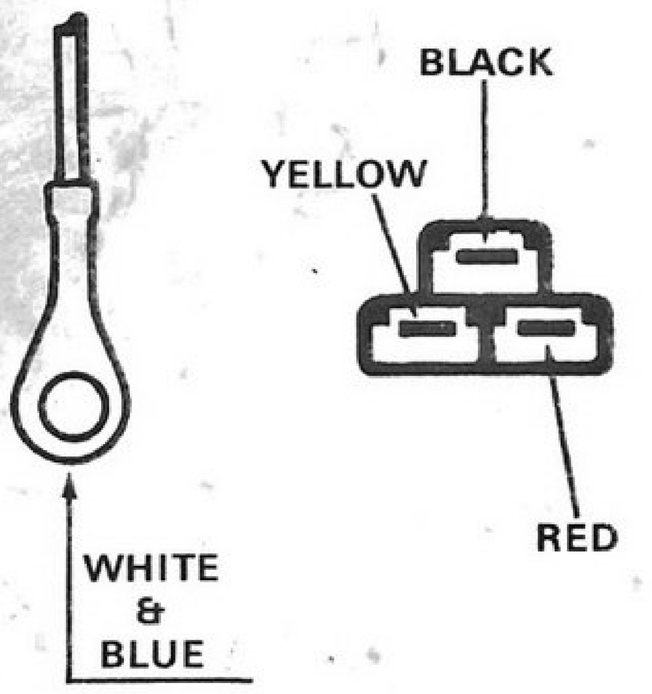

CONTAINS CHARGING LIGHT FUNCTION

PROGRAM SWITCHES
(12) VOLT
(B) TYPE
POWER (ON)
CONNECT LEADS AS SHOWN
(PRESS) TEST SWITCH
GREEN LIGHT (ON)
VOLTAGE SPECIFICATION

13.5 — 15.2

Replaces:
Prestolite
(8-370) (VSH 5204CY)
Wisconsin Industrial equipment

PARIS RHONE

PR 1

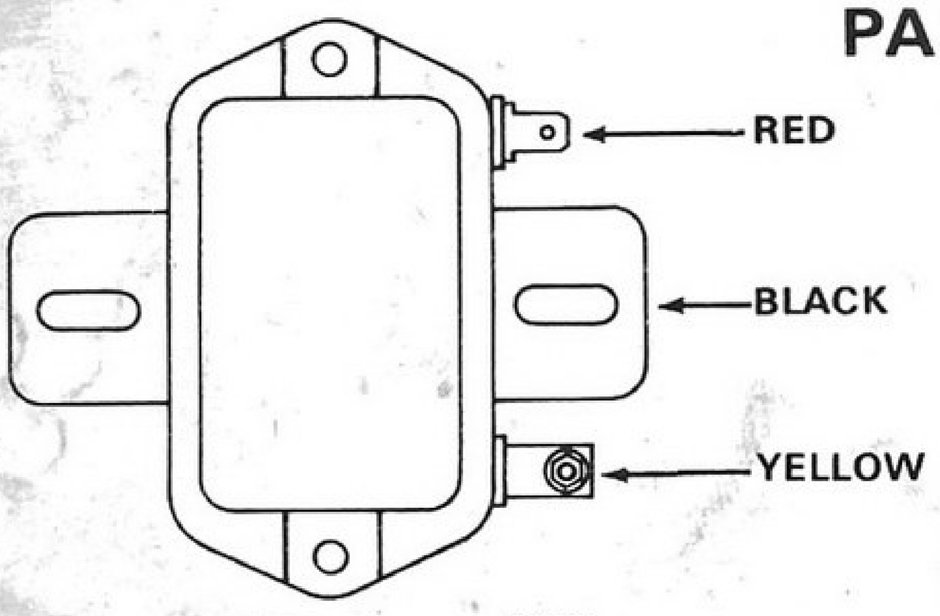

DOES NOT CONTAIN CHARGING LIGHT FUNCTION

PROGRAM SWITCHES
(12) VOLT
(B) TYPE
POWER (ON)
CONNECT LEADS AS SHOWN
(PRESS) TEST SWITCH
GREEN LIGHT (ON)
VOLTAGE SPECIFICATION

13.7 — 15.0

for PARIS RHONE:
14 Volt
5 AMP — 2 Terminal
Paris Rhone: 96.731Y, 95.394N
AYB-2119, AYB-2124, AYB-2116

NOTE:
THIS UNIT IS TESTED IN THE UPPER TEST POSITION (ONLY)

PARIS RHONE

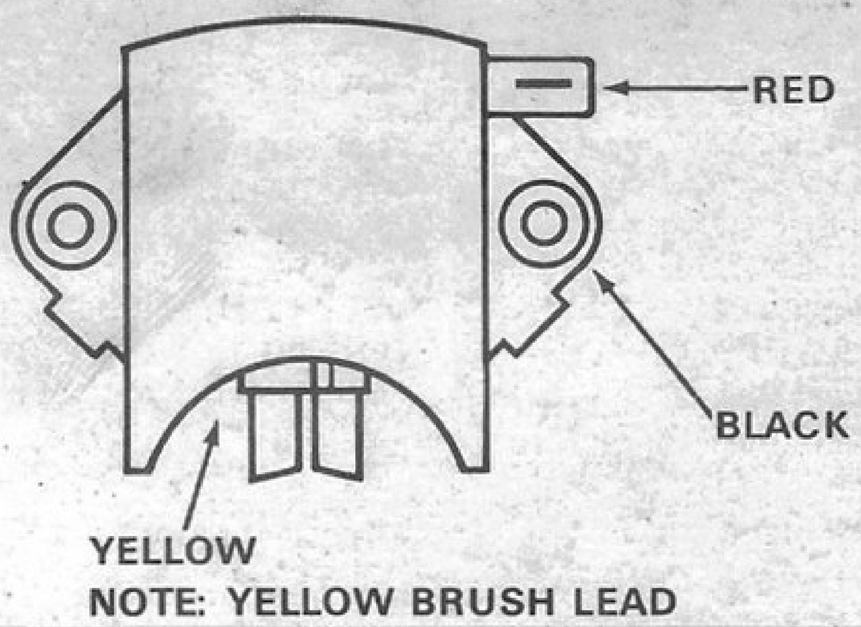

NOTE: YELLOW BRUSH LEAD

DOES NOT CONTAIN CHARGING LIGHT FUNCTION

PROGRAM SWITCHES
(12) VOLT
(A) TYPE
POWER (ON)
CONNECT LEADS AS SHOWN
(PRESS) TEST SWITCH
GREEN LIGHT (ON)
VOLTAGE SPECIFICATION

13.5 — 15.2

for PARIS RHONE
and Brush Holder
Paris Rhone: YL127, 92.9134

ROBERT BOSCH

BO 1

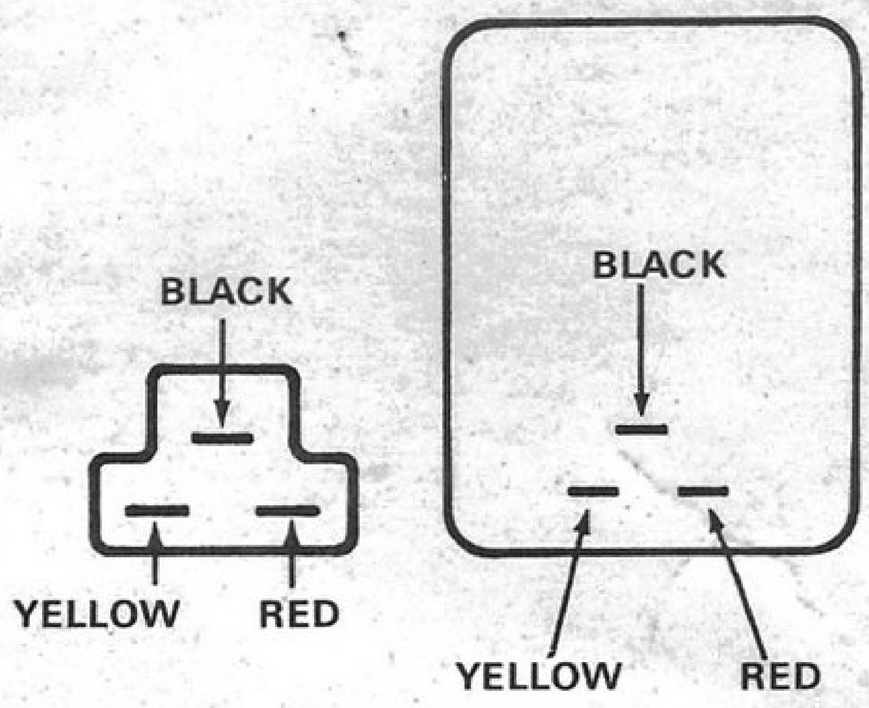

DOES NOT CONTAIN CHARGING LIGHT FUNCTION

PROGRAM SWITCHES
(12) VOLT
(B) TYPE
POWER (ON)
CONNECT LEADS AS SHOWN
(PRESS) TEST SWITCH
GREEN LIGHT (ON)
VOLTAGE SPECIFICATION

13.5 — 15.2

Replaces:

Bosch	VW
0190 601 006	021 903 803A
0-190-600-009	
0-190-600-016	
0-190-600-010	

BO 2

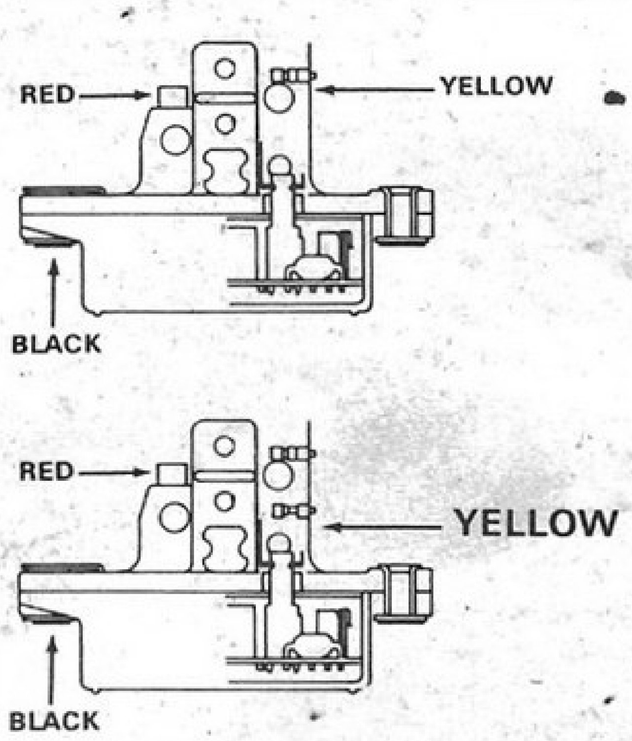

DOES NOT CONTAIN CHARGING LIGHT FUNCTION

PROGRAM SWITCHES
(12) VOLT
(A) TYPE
POWER (ON)
CONNECT LEADS AS SHOWN
(PRESS) TEST SWITCH
GREEN LIGHT (ON)
VOLTAGE SPECIFICATION

13.5 — 15.2

Replaces:
0192052004, 5

MARCHAL

SEV 1

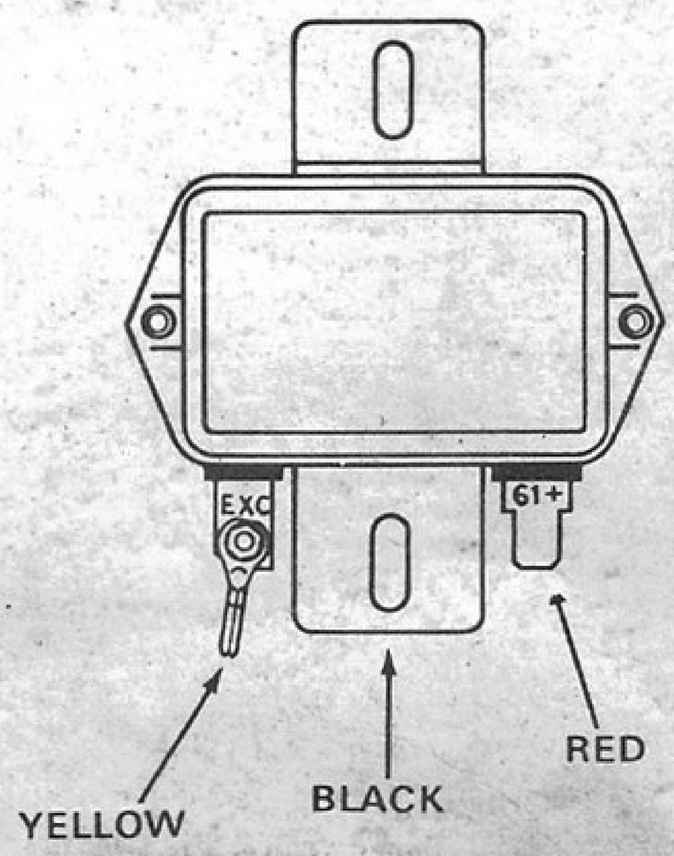

DOES NOT CONTAIN CHARGING LIGHT FUNCTION

PROGRAM SWITCHES
(12) VOLT
(B) TYPE
POWER (ON)
CONNECT LEADS AS SHOWN
(PRESS) TEST SWITCH
GREEN LIGHT (ON)
VOLTAGE SPECIFICATION

13.7 — 15.0

Replaces: 72610002 & 72710602

for MARCHAL
14 Volt
2 Terminals

MARCHAL

SEV 2

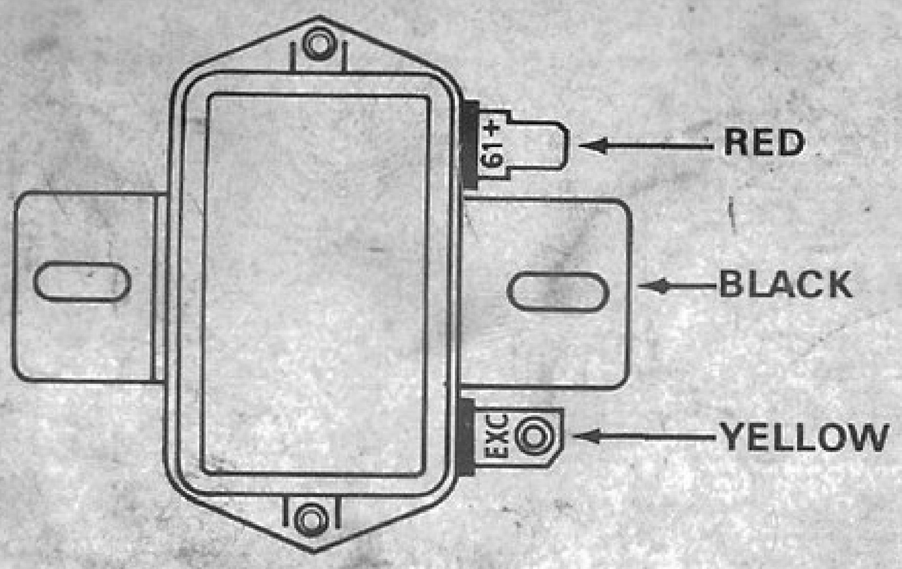

DOES NOT CONTAIN CHARGING LIGHT FUNCTION

PROGRAM SWITCHES
(12) VOLT
(B) TYPE
POWER (ON)
CONNECT LEADS AS SHOWN
(PRESS) TEST SWITCH
GREEN LIGHT (ON)
VOLTAGE SPECIFICATION

13.7 — 15.0

Replaces: 72610102

for MARCHAL
12 Volt
2 Terminals

SEV 3

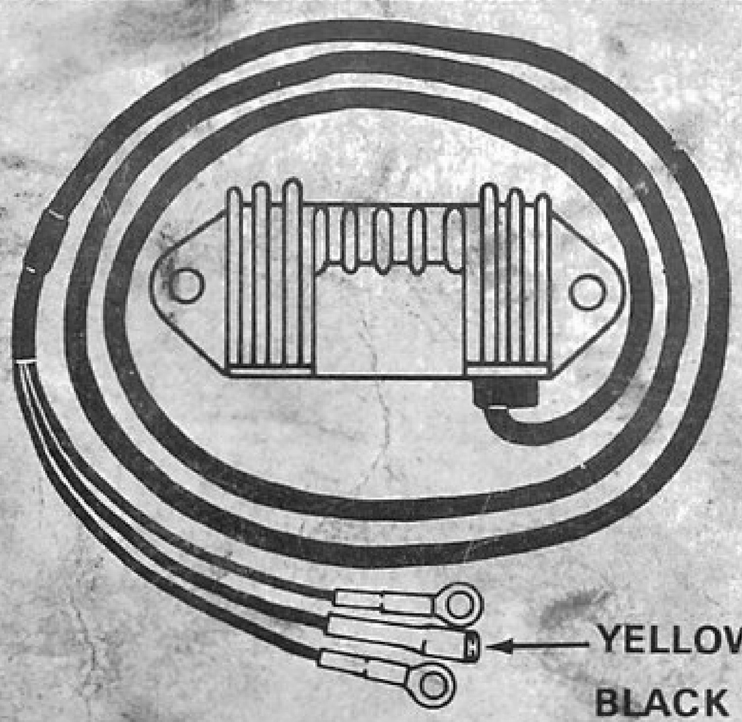

DOES NOT CONTAIN CHARGING LIGHT FUNCTION

PROGRAM SWITCHES
(12) VOLT
(B) TYPE
POWER (ON)
CONNECT LEADS AS SHOWN
(PRESS) TEST SWITCH
GREEN LIGHT (ON)
VOLTAGE SPECIFICATION

13.5 — 15.2

Replaces: 72360102

for MARCHAL
Solid State 12 Volt
3 Wire Lead

SEV 4

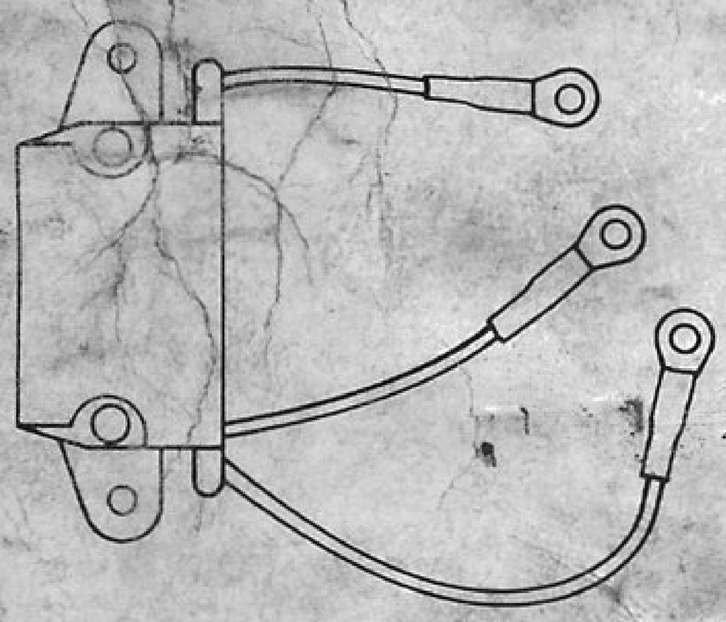

DOES NOT CONTAIN CHARGING LIGHT FUNCTION

PROGRAM SWITCHES
(12) VOLT
(B) TYPE
POWER (ON)
CONNECT LEADS AS SHOWN
(PRESS) TEST SWITCH
GREEN LIGHT (ON)
VOLTAGE SPECIFICATION

13.5 — 15.2

for MARCHAL
12 Volt Solid State
3 Wire Lead
Used on Fred Type alternators (Marine)
Marchal: 72563702, 72367002,
72367102, 72367802

SEV 5

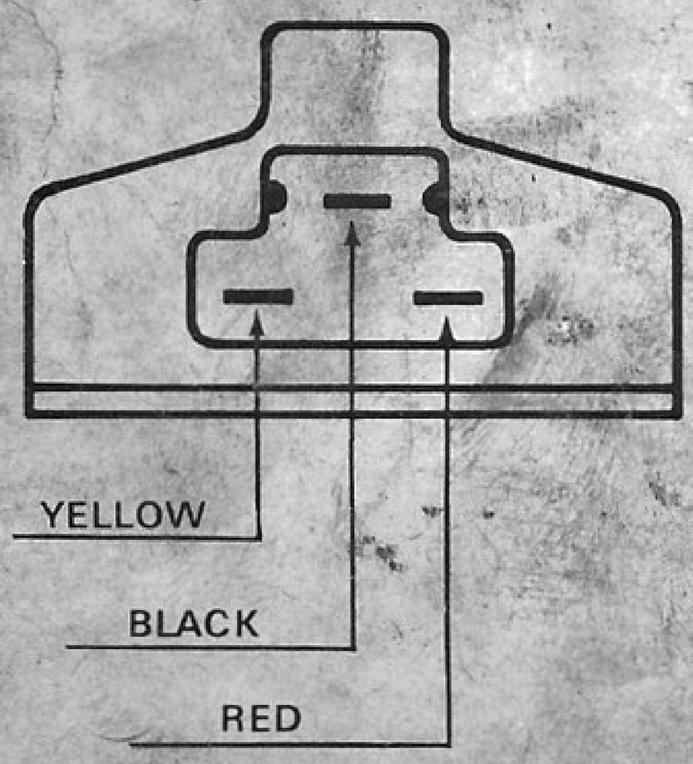

DOES NOT CONTAIN CHARGING LIGHT FUNCTION

PROGRAM SWITCHES
(12) VOLT
(B) TYPE
POWER (ON)
CONNECT LEADS AS SHOWN
(PRESS) TEST SWITCH
GREEN LIGHT (ON)
VOLTAGE SPECIFICATION

13.5 — 15.2

Replaces: 72317102